



Dallas Police Department Call, Crime, and Arrest Dashboard

Reports as of: Thursday, September 29, 2022

Response Times MTD and YTD

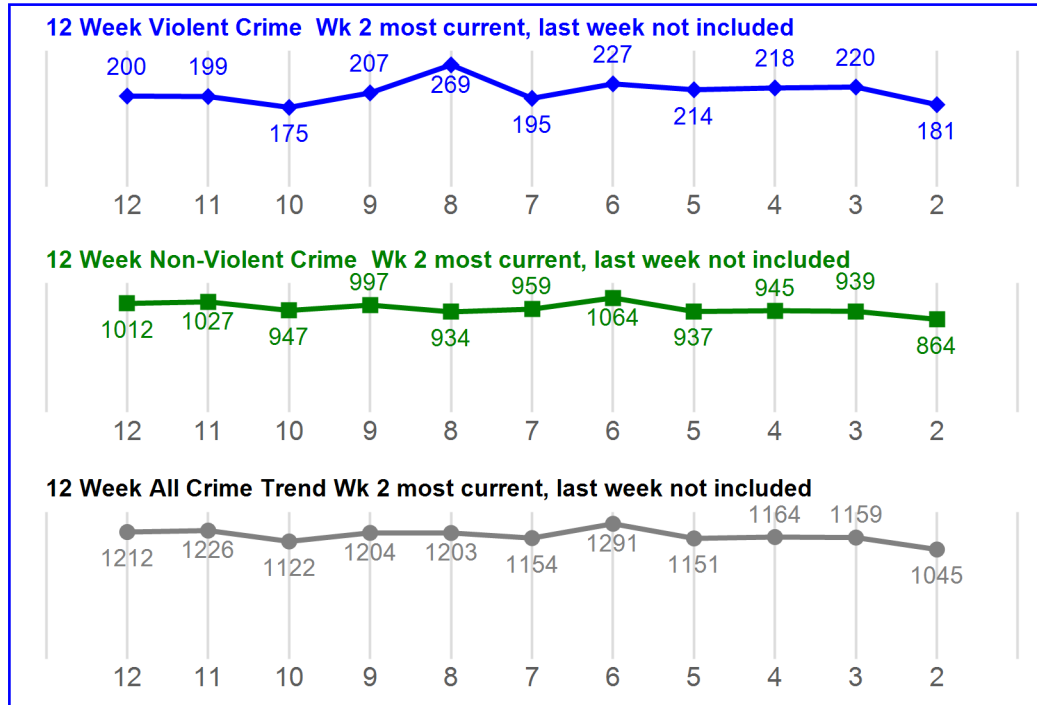
Priority	MTD	Over /Under vs Lst Yr	YTD	Over /Under vs Lst Yr
1	9.83	1.30 ▲	9.30	1.17 ▲
2	72.66	28.18 ▲	58.03	24.57 ▲
3	453.31	196.60 ▲	311.99	150.14 ▲
4	552.30	206.74 ▲	383.28	161.48 ▲

Over / Under compared to Last Year NOT GOALS

Dispatched Calls for Service MTD and YTD

Priority	MTD	% Chg	YTD	% Chg
1	3183	1.95% ▲	28992	3.52% ▲
2	23920	1.67% ▲	221356	4.76% ▲
3	12147	-11.19% ▼	115509	-3.24% ▼
4	6744	-12.77% ▼	66099	-3.25% ▼
Total All	45994	-4.29% ▼	431956	1.16% ▲

CITY WIDE



NIBRS Administrative Report MTD and YTD

Crime Against	MTD	% Chg	YTD	% Chg
PERSON	2291	-6.76% ▼	22342	-2.83% ▼
PROPERTY	4795	-8.12% ▼	49384	4.45% ▲
SOCIETY	1033	-1.43% ▼	9501	-6.72% ▼
Total	8119	-6.93% ▼	81227	0.95% ▲

NIBRS Compstat Daily Report MTD and YTD

CRIME TYPE	MTD	% Chg	YTD	% Chg
Violent	830	-5.25% ▼	8508	-4.11% ▼
Non-Violent	3596	-7.22% ▼	36908	6.49% ▲
TOTAL	4426	-6.86% ▼	45416	4.33% ▲

Gun Crime- Offenses Involving Guns MTD and YTD

Crime Category	MTD	% Chg	YTD	% Chg
ASSAULT OFFENSES	384	-13.71% ▼	4193	-2.31% ▼
HOMICIDE OFFENSES	17	0.00% ▬	151	4.86% ▲
ROBBERY	112	27.27% ▲	1119	11.57% ▲
SEX OFFENSES	3	>100%	15	-48.28% ▼
Total	516	-6.35% ▼	5478	0.18% ▲

Arrest Summary MTD and YTD

Arrest Crime Against	MTD	% Chg	YTD	% Chg
PERSON	586	-3.78% ▼	5599	-2.63% ▼
PROPERTY	265	7.29% ▲	2269	-4.94% ▼
SOCIETY	704	10.69% ▲	6361	-26.26% ▼
Other Misc	1288	-7.00% ▼	12104	3.90% ▲
Total Arrests	2843	-1.18% ▼	26333	-7.32% ▼

Family Violence Offense MTD and YTD

Crime Category	MTD	% Chg	YTD	% Chg
ASSAULT OFFENSES	1125	-0.88% ▼	10610	-3.20% ▼
HOMICIDE OFFENSES	1	-50.00% ▼	18	-35.71% ▼
HUMAN TRAFFICKING	0	NC	1	0.00% ▬
KIDNAPPING/ ABDUCTION	11	-31.25% ▼	86	-5.49% ▼
SEX OFFENSES	28	-52.54% ▼	295	-33.86% ▼
Total	1165	-3.88% ▼	11010	-4.49% ▼



Dallas Police Department Call, Crime, and Arrest Dashboard

Reports as of: Thursday, September 29, 2022

Response Times MTD and YTD

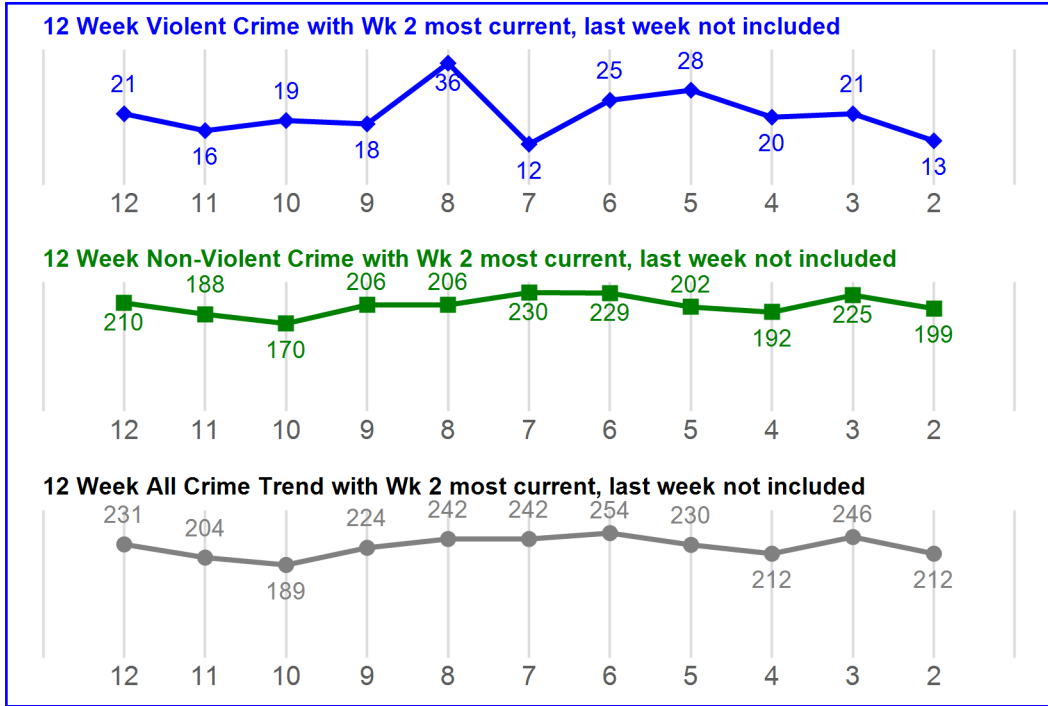
Priority	MTD	Over /Under vs Lst Yr	YTD	Over /Under vs Lst Yr
1	8.37	1.18 ▲	7.41	0.26 ▲
2	31.02	-8.45 ▼	30.55	2.22 ▲
3	144.26	-17.12 ▼	116.08	8.32 ▲
4	226.76	-15.33 ▼	174.20	16.42 ▲

Over / Under compared to Last Year NOT GOALS

Dispatched Calls for Service MTD and YTD

Priority	MTD	% Chg	YTD	% Chg
1	419	3.46% ▲	3908	16.90% ▲
2	3719	11.21% ▲	32664	13.07% ▲
3	1957	1.24% ▲	18046	5.68% ▲
4	1003	0.10% ▲	9338	4.69% ▲
Total All	7098	6.19% ▲	63956	9.84% ▲

CENTRAL



NIBRS Administrative Report MTD and YTD

Crime Against	MTD	% Chg	YTD	% Chg
PERSON	250	-10.39% ▼	2348	-1.51% ▼
PROPERTY	972	13.82% ▲	9109	11.09% ▲
SOCIETY	120	-3.23% ▼	1230	-6.04% ▼
Total	1342	6.76% ▲	12687	6.68% ▲

NIBRS Compstat Daily Report MTD and YTD

CRIME TYPE	MTD	% Chg	YTD	% Chg
Non-Violent	804	20.54% ▲	7431	17.56% ▲
Violent	73	-20.65% ▼	842	-4.21% ▼
TOTAL	877	15.55% ▲	8273	14.90% ▲

Gun Crime- Offenses Involving Guns MTD and YTD

Crime Category	MTD	% Chg	YTD	% Chg
ASSAULT OFFENSES	25	-28.57% ▼	361	1.69% ▲
HOMICIDE OFFENSES	1	-66.67% ▼	15	15.38% ▲
ROBBERY	10	-9.09% ▼	115	30.68% ▲
SEX OFFENSES	0	NC	3	-25.00% ▼
Total	36	-26.53% ▼	494	7.39% ▲

Arrest Summary MTD and YTD

Arrest Crime Against	MTD	% Chg	YTD	% Chg
PERSON	61	-7.58% ▼	598	-4.93% ▼
PROPERTY	38	0.00% ▬	332	0.00% ▬
SOCIETY	151	31.30% ▲	1194	-19.00% ▼
Other Misc	260	-1.89% ▼	2336	23.08% ▲
TOTAL ARRESTS	510	5.37% ▲	4460	2.93% ▲

Family Violence Offense MTD and YTD

Crime Category	MTD	% Chg	YTD	% Chg
ASSAULT OFFENSES	93	-5.10% ▼	825	-5.17% ▼
HOMICIDE OFFENSES	0	NC	0	-100.00% ▼
KIDNAPPING/ ABDUCTION	4	0.00% ▬	9	0.00% ▼
SEX OFFENSES	2	0.00% ▬	23	-54.00% ▼
Total	99	-4.81% ▼	857	-8.05% ▼



Dallas Police Department Call, Crime, and Arrest Dashboard

Reports as of: Thursday, September 29, 2022

Response Times MTD and YTD

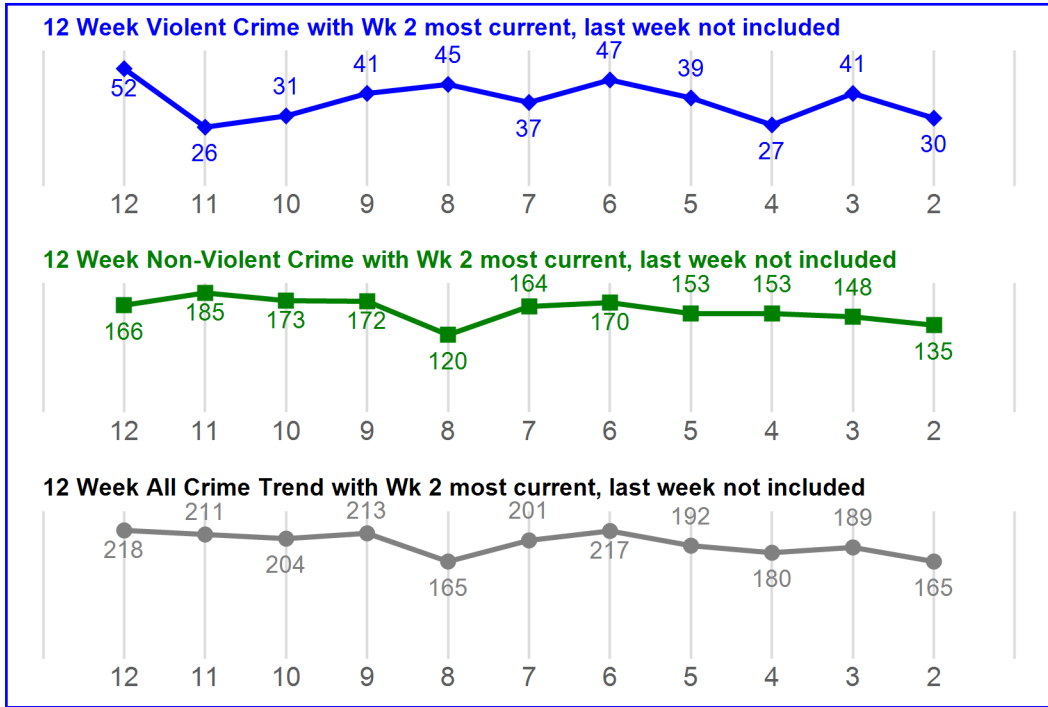
Priority	MTD	Over/Under vs Lst Yr	YTD	Over/Under vs Lst Yr
1	9.33	0.81 ▲	8.72	0.36 ▲
2	69.96	11.75 ▲	66.55	26.78 ▲
3	624.91	156.73 ▲	609.72	347.22 ▲
4	747.34	110.50 ▲	730.78	366.91 ▲

Over / Under compared to Last Year NOT GOALS

Dispatched Calls for Service MTD and YTD

Priority	MTD	% Chg	YTD	% Chg
1	542	-1.09% ▼	4892	2.60% ▲
2	4059	-3.93% ▼	39019	2.84% ▲
3	1903	-18.57% ▼	18373	-11.32% ▼
4	941	-22.68% ▼	9675	-12.12% ▼
Total All	7445	-10.59% ▼	71959	-3.33% ▼

NORTHEAST



NIBRS Administrative Report MTD and YTD

Crime Against	MTD	% Chg	YTD	% Chg
PERSON	376	-12.56% ▼	3855	-2.03% ▼
PROPERTY	777	-11.30% ▼	8257	-0.54% ▼
SOCIETY	150	8.70% ▲	1504	-2.08% ▼
Total	1303	-9.76% ▼	13616	-1.14% ▼

NIBRS Compstat Daily Report MTD and YTD

CRIME TYPE	MTD	% Chg	YTD	% Chg
Non-Violent	562	-13.00% ▼	6048	0.45% ▲
Violent	121	-22.44% ▼	1406	-3.37% ▼
TOTAL	683	-14.84% ▼	7454	-0.29% ▼

Gun Crime- Offenses Involving Guns MTD and YTD

Crime Category	MTD	% Chg	YTD	% Chg
ASSAULT OFFENSES	48	-41.46% ▼	651	-2.69% ▼
HOMICIDE OFFENSES	2	-33.33% ▼	22	-12.00% ▼
ROBBERY	23	53.33% ▲	236	24.87% ▲
SEX OFFENSES	1	NC	1	-66.67% ▼
Total	74	-26.00% ▼	910	2.71% ▲

Arrest Summary MTD and YTD

Arrest Crime Against	MTD	% Chg	YTD	% Chg
PERSON	105	15.38% ▲	987	-2.37% ▼
PROPERTY	36	20.00% ▲	364	9.97% ▲
SOCIETY	77	13.24% ▲	873	-21.35% ▼
Other Misc	176	-15.38% ▼	1881	12.37% ▲
TOTAL ARRESTS	394	-0.76% ▼	4105	-0.51% ▼

Family Violence Offense MTD and YTD

Crime Category	MTD	% Chg	YTD	% Chg
ASSAULT OFFENSES	216	17.39% ▲	2009	1.72% ▲
HOMICIDE OFFENSES	0	NC	5	0.00% ▬
KIDNAPPING/ ABDUCTION	2	-33.33% ▼	22	46.67% ▲
SEX OFFENSES	5	-68.75% ▼	64	-9.86% ▼
Total	223	9.85% ▲	2100	1.65% ▲



Dallas Police Department Call, Crime, and Arrest Dashboard

Reports as of: Thursday, September 29, 2022

Response Times MTD and YTD

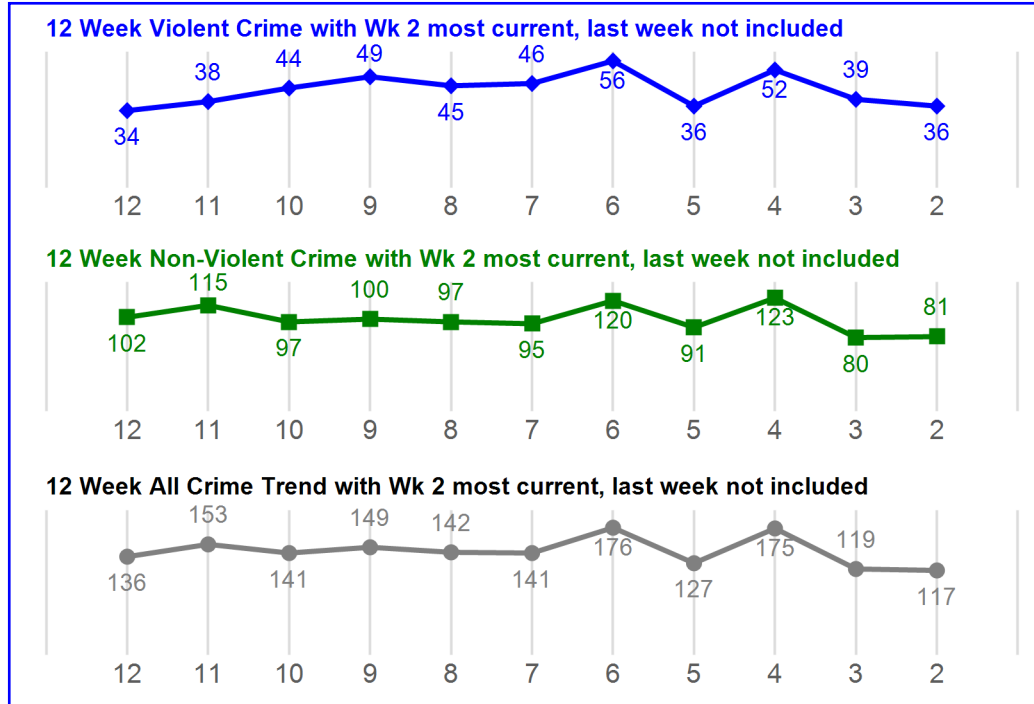
Priority	MTD	Over /Under vs Lst Yr	YTD	Over /Under vs Lst Yr
1	9.73	0.41 ▲	10.39	2.23 ▲
2	121.48	68.18 ▲	93.43	52.21 ▲
3	821.09	546.48 ▲	487.12	298.72 ▲
4	881.38	540.59 ▲	548.77	303.01 ▲

Over / Under compared to Last Year NOT GOALS

Dispatched Calls for Service MTD and YTD

Priority	MTD	% Chg	YTD	% Chg
1	553	1.84% ▲	4690	-5.16% ▼
2	3507	-0.11% ▼	32656	2.89% ▲
3	1436	-21.14% ▼	14608	-8.19% ▼
4	873	-24.35% ▼	9114	-15.17% ▼
Total All	6369	-9.39% ▼	61068	-3.59% ▼

SOUTHEAST



NIBRS Administrative Report MTD and YTD

Crime Against	MTD	% Chg	YTD	% Chg
PERSON	434	-1.59% ▼	4132	-5.58% ▼
PROPERTY	542	-15.18% ▼	5457	2.50% ▲
SOCIETY	160	-6.43% ▼	1481	-21.76% ▼
Total	1136	-9.19% ▼	11070	-4.51% ▼

NIBRS Compstat Daily Report MTD and YTD

CRIME TYPE	MTD	% Chg	YTD	% Chg
Non-Violent	375	-10.29% ▼	3624	2.34% ▲
Violent	175	6.71% ▲	1784	-4.14% ▼
TOTAL	550	-5.50% ▼	5408	0.11% ▲

Gun Crime- Offenses Involving Guns MTD and YTD

Crime Category	MTD	% Chg	YTD	% Chg
ASSAULT OFFENSES	89	-2.20% ▼	974	-6.26% ▼
HOMICIDE OFFENSES	10	>100% ▲	43	22.86% ▲
ROBBERY	12	0.00% ▬	186	31.91% ▲
SEX OFFENSES	0	NC	1	-66.67% ▼
Total	111	5.71% ▲	1204	-1.15% ▼

Arrest Summary MTD and YTD

Arrest Crime Against	MTD	% Chg	YTD	% Chg
PERSON	121	-10.37% ▼	1007	-6.76% ▼
PROPERTY	43	-2.27% ▼	285	-30.83% ▼
SOCIETY	112	14.29% ▲	874	-35.50% ▼
Other Misc	183	-10.73% ▼	1642	-14.66% ▼
TOTAL ARRESTS	459	-4.77% ▼	3808	-20.18% ▼

Family Violence Offense MTD and YTD

Crime Category	MTD	% Chg	YTD	% Chg
ASSAULT OFFENSES	211	-4.95% ▼	1937	-4.72% ▼
HOMICIDE OFFENSES	1	NC	6	0.00% ▬
HUMAN TRAFFICKING	0	NC	1	NC
KIDNAPPING/ ABDUCTION	3	-57.14% ▼	14	-33.33% ▼
SEX OFFENSES	2	-86.67% ▼	51	-49.50% ▼
Total	217	-11.07% ▼	2009	-7.03% ▼



Dallas Police Department Call, Crime, and Arrest Dashboard

Reports as of: Thursday, September 29, 2022

Response Times MTD and YTD

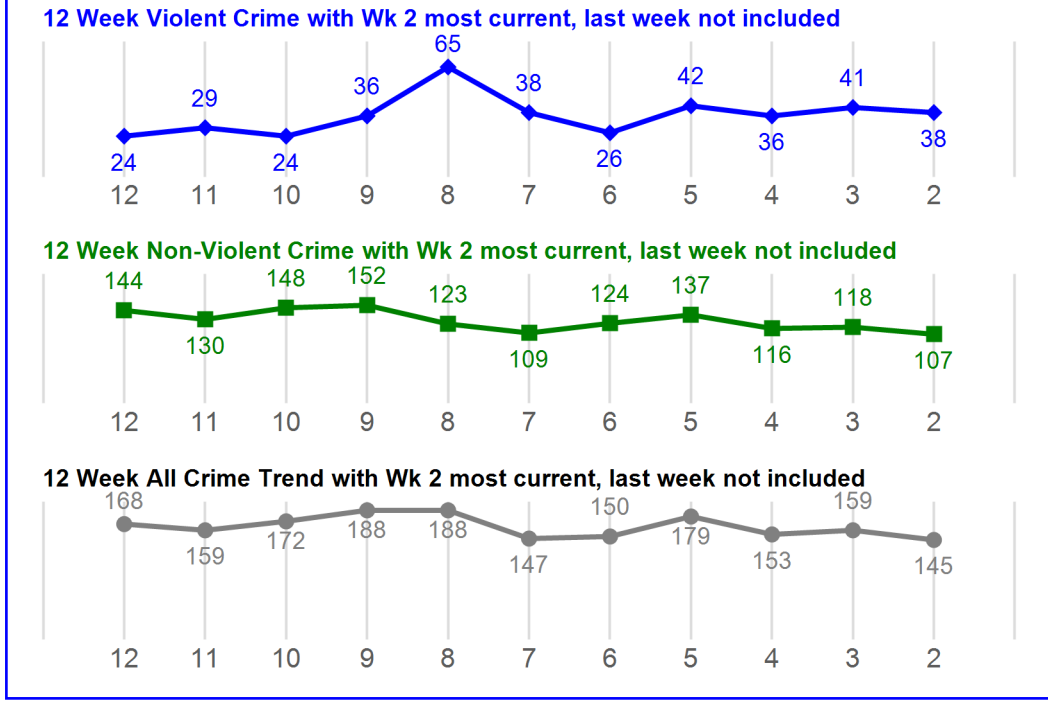
Priority	MTD	Over/Under vs Lst Yr	YTD	Over/Under vs Lst Yr
1	11.46	2.72 ▲	9.65	1.63 ▲
2	94.16	49.98 ▲	54.64	24.44 ▲
3	644.52	330.56 ▲	292.01	128.82 ▲
4	750.31	329.42 ▲	344.79	128.97 ▲

Over / Under compared to Last Year NOT GOALS

Dispatched Calls for Service MTD and YTD

Priority	MTD	% Chg	YTD	% Chg
1	440	-2.44% ▼	4361	3.91% ▲
2	3587	1.99% ▲	33324	3.66% ▲
3	1734	-16.47% ▼	17383	-1.61% ▼
4	994	-22.46% ▼	10608	-7.18% ▼
Total All	6755	-7.79% ▼	65676	0.36% ▲

SOUTHWEST



NIBRS Administrative Report MTD and YTD

Crime Against	MTD	% Chg	YTD	% Chg
PERSON	377	6.50% ▲	3653	0.11% ▲
PROPERTY	640	-7.78% ▼	7164	6.13% ▲
SOCIETY	213	24.56% ▲	1603	-0.99% ▼
Total	1230	0.90% ▲	12420	3.34% ▲

NIBRS Compstat Daily Report MTD and YTD

CRIME TYPE	MTD	% Chg	YTD	% Chg
Non-Violent	448	-12.67% ▼	5258	8.06% ▲
Violent	146	8.15% ▲	1366	-3.39% ▼
TOTAL	594	-8.33% ▼	6624	5.48% ▲

Gun Crime- Offenses Involving Guns MTD and YTD

Crime Category	MTD	% Chg	YTD	% Chg
ASSAULT OFFENSES	77	8.45% ▲	719	0.28% ▲
HOMICIDE OFFENSES	1	-83.33% ▼	23	-28.13% ▼
ROBBERY	20	66.67% ▲	193	11.56% ▲
SEX OFFENSES	0	NC	1	-75.00% ▼
Total	98	10.11% ▲	936	1.08% ▲

Arrest Summary MTD and YTD

Arrest Crime Against	MTD	% Chg	YTD	% Chg
PERSON	91	8.33% ▲	854	-0.58% ▼
PROPERTY	48	23.08% ▲	331	-13.35% ▼
SOCIETY	108	35.00% ▲	832	-28.64% ▼
Other Misc	181	-14.22% ▼	1595	-5.06% ▼
TOTAL ARRESTS	428	3.38% ▲	3612	-11.62% ▼

Family Violence Offense MTD and YTD

Crime Category	MTD	% Chg	YTD	% Chg
ASSAULT OFFENSES	181	8.38% ▲	1803	-2.22% ▼
HOMICIDE OFFENSES	0	-100.00% ▼	1	-83.33% ▼
KIDNAPPING/ ABDUCTION	1	0.00%	11	-38.89% ▼
SEX OFFENSES	8	-11.11% ▼	42	-42.47% ▼
Total	190	6.15% ▲	1857	-4.33% ▼



Dallas Police Department Call, Crime, and Arrest Dashboard

Reports as of: Thursday, September 29, 2022

Response Times MTD and YTD

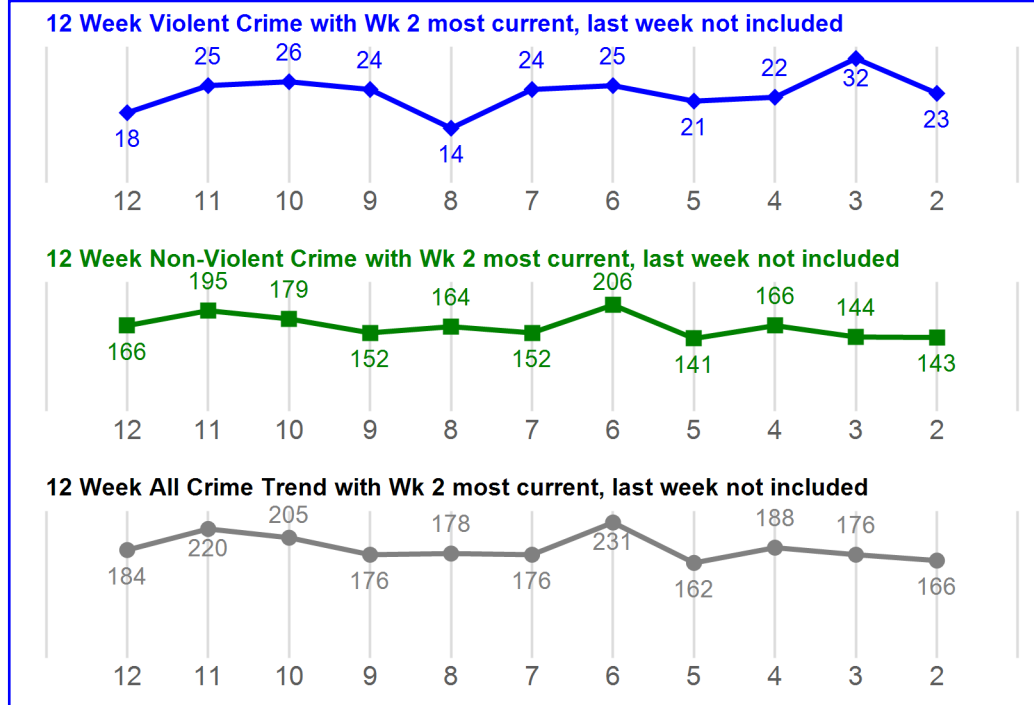
Priority	MTD	Over /Under vs Lst Yr	YTD	Over /Under vs Lst Yr
1	9.10	0.50 ▲	9.04	0.18 ▲
2	42.96	1.55 ▲	41.44	9.56 ▲
3	277.47	57.35 ▲	205.05	65.52 ▲
4	400.93	82.07 ▲	308.48	99.72 ▲

Over / Under compared to Last Year NOT GOALS

Dispatched Calls for Service MTD and YTD

Priority	MTD	% Chg	YTD	% Chg
1	397	-2.70% ▼	3701	7.21% ▲
2	3262	5.81% ▲	29647	7.96% ▲
3	2055	-3.11% ▼	18520	1.94% ▲
4	1003	-4.20% ▼	9297	5.96% ▲
Total All	6717	0.87% ▲	61165	5.72% ▲

NORTHWEST



NIBRS Administrative Report MTD and YTD

Crime Against	MTD	% Chg	YTD	% Chg
PERSON	242	1.26% ▲	2402	5.26% ▲
PROPERTY	771	-15.65% ▼	8144	5.78% ▲
SOCIETY	181	-3.21% ▼	1515	-5.96% ▼
Total	1194	-10.90% ▼	12061	4.05% ▲

NIBRS Compstat Daily Report MTD and YTD

CRIME TYPE	MTD	% Chg	YTD	% Chg
Non-Violent	579	-17.87% ▼	6188	4.69% ▲
Violent	103	19.77% ▲	908	-2.26% ▼
TOTAL	682	-13.78% ▼	7096	3.74% ▲

Gun Crime- Offenses Involving Guns MTD and YTD

Crime Category	MTD	% Chg	YTD	% Chg
ASSAULT OFFENSES	28	12.00% ▲	315	4.65% ▲
HOMICIDE OFFENSES	0	-100.00% ▼	9	-18.18% ▼
ROBBERY	22	22.22% ▲	162	-8.47% ▼
SEX OFFENSES	1	NC	5	-16.67% ▼
Total	51	13.33% ▲	491	-0.81% ▼

Arrest Summary MTD and YTD

Arrest Crime Against	MTD	% Chg	YTD	% Chg
PERSON	56	16.67% ▲	568	18.33% ▲
PROPERTY	41	-10.87% ▼	419	3.46% ▲
SOCIETY	129	2.38% ▲	1216	-26.35% ▼
Other Misc	184	-4.17% ▼	1674	-1.06% ▼
TOTAL ARRESTS	410	-0.49% ▼	3877	-8.30% ▼

Family Violence Offense MTD and YTD

Crime Category	MTD	% Chg	YTD	% Chg
ASSAULT OFFENSES	110	11.11% ▲	1015	9.02% ▲
HOMICIDE OFFENSES	0	NC	0	-100.00% ▼
KIDNAPPING/ ABDUCTION	0	NC	14	100.00% ▲
SEX OFFENSES	3	-25.00% ▼	26	-18.75% ▼
Total	113	9.71% ▲	1055	8.54% ▲



Dallas Police Department Call, Crime, and Arrest Dashboard

Reports as of: Thursday, September 29, 2022

Response Times MTD and YTD

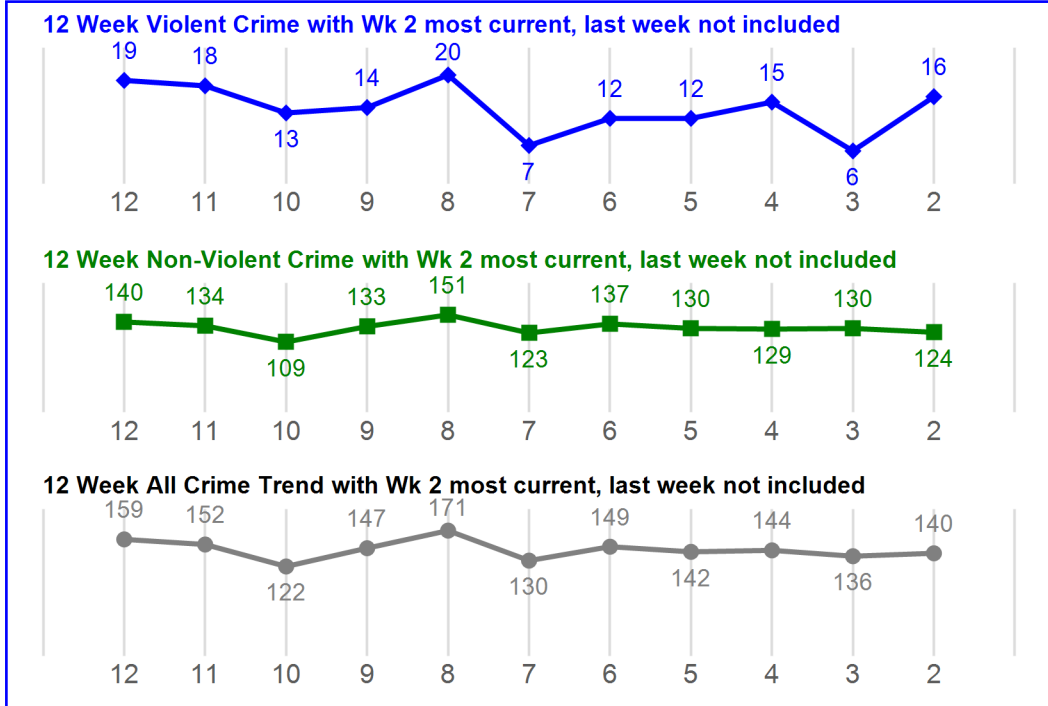
Priority	MTD	Over/Under vs Lst Yr	YTD	Over/Under vs Lst Yr
1	8.32	-0.75 ▼	8.53	0.01 ▲
2	36.92	4.17 ▲	30.45	0.81 ▲
3	139.83	37.05 ▲	96.18	-6.09 ▼
4	195.75	46.91 ▲	140.56	-3.45 ▼

Over / Under compared to Last Year NOT GOALS

Dispatched Calls for Service MTD and YTD

Priority	MTD	% Chg	YTD	% Chg
1	322	14.18% ▲	2773	2.17% ▲
2	2563	1.87% ▲	23272	4.32% ▲
3	1599	-1.05% ▼	14231	4.02% ▲
4	1089	18.63% ▲	9368	20.16% ▲
Total All	5573	4.52% ▲	49644	6.76% ▲

NORTH CENTRAL



NIBRS Administrative Report MTD and YTD

Crime Against	MTD	% Chg	YTD	% Chg
PERSON	224	-17.34% ▼	2234	0.45% ▲
PROPERTY	611	-12.71% ▼	6303	3.82% ▲
SOCIETY	66	57.14% ▲	618	23.60% ▲
Total	901	-11.06% ▼	9155	4.09% ▲

NIBRS Compstat Daily Report MTD and YTD

CRIME TYPE	MTD	% Chg	YTD	% Chg
Non-Violent	503	-9.86% ▼	4956	5.22% ▲
Violent	53	-39.77% ▼	645	-9.28% ▼
TOTAL	556	-13.93% ▼	5601	3.32% ▲

Gun Crime- Offenses Involving Guns MTD and YTD

Crime Category	MTD	% Chg	YTD	% Chg
ASSAULT OFFENSES	28	-41.67% ▼	263	-12.62% ▼
HOMICIDE OFFENSES	1	NC	9	80.00% ▲
ROBBERY	7	-30.00% ▼	85	-5.56% ▼
SEX OFFENSES	1	0.00% ▬	1	-66.67% ▼
Total	37	-37.29% ▼	358	-10.28% ▼

Arrest Summary MTD and YTD

Arrest Crime Against	MTD	% Chg	YTD	% Chg
PERSON	53	-20.90% ▼	587	7.90% ▲
PROPERTY	20	33.33% ▲	208	-0.95% ▼
SOCIETY	50	47.06% ▲	433	-15.10% ▼
Other Misc	97	-9.35% ▼	997	12.91% ▲
TOTAL ARRESTS	220	-1.35% ▼	2225	3.63% ▲

Family Violence Offense MTD and YTD

Crime Category	MTD	% Chg	YTD	% Chg
ASSAULT OFFENSES	131	-11.49% ▼	1213	2.02% ▲
HOMICIDE OFFENSES	0	NC	2	-33.33% ▼
KIDNAPPING/ ABDUCTION	1	0.00% ▬	12	0.00% ▬
SEX OFFENSES	2	-77.78% ▼	42	-14.29% ▼
Total	134	-15.19% ▼	1269	1.28% ▲



Dallas Police Department Call, Crime, and Arrest Dashboard

Reports as of: Thursday, September 29, 2022

Response Times MTD and YTD

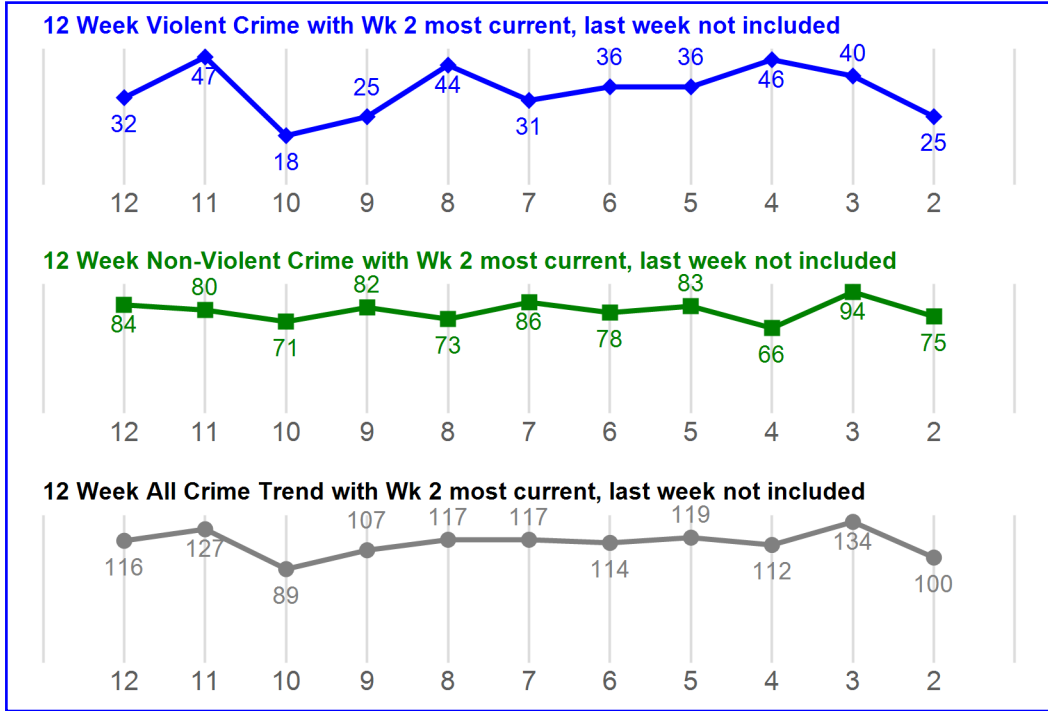
Priority	MTD	Over /Under vs Lst Yr	YTD	Over /Under vs Lst Yr
1	11.68	3.56 ▲	10.64	2.75 ▲
2	105.70	70.99 ▲	79.63	49.51 ▲
3	679.25	508.73 ▲	384.81	249.95 ▲
4	833.82	608.68 ▲	456.97	280.04 ▲

Over / Under compared to Last Year NOT GOALS

Dispatched Calls for Service MTD and YTD

Priority	MTD	% Chg	YTD	% Chg
1	510	5.15% ▲	4667	1.74% ▲
2	3223	-3.24% ▼	30774	-0.14% ▼
3	1463	-17.48% ▼	14348	-11.21% ▼
4	841	-24.30% ▼	8699	-9.80% ▼
Total All	6037	-9.90% ▼	58488	-4.44% ▼

SOUTH CENTRAL



NIBRS Administrative Report MTD and YTD

Crime Against	MTD	% Chg	YTD	% Chg
PERSON	388	-12.42% ▼	3718	-10.26% ▼
PROPERTY	482	-11.07% ▼	4950	0.32% ▲
SOCIETY	143	-33.49% ▼	1550	-9.78% ▼
Total	1013	-15.58% ▼	10218	-5.35% ▼

NIBRS Compstat Daily Report MTD and YTD

CRIME TYPE	MTD	% Chg	YTD	% Chg
Non-Violent	325	-11.92% ▼	3403	3.47% ▲
Violent	159	2.58% ▲	1557	-4.13% ▼
TOTAL	484	-7.63% ▼	4960	0.96% ▲

Gun Crime- Offenses Involving Guns MTD and YTD

Crime Category	MTD	% Chg	YTD	% Chg
ASSAULT OFFENSES	89	-4.30% ▼	910	0.00% ▬
HOMICIDE OFFENSES	2	100.00% ▲	30	30.43% ▲
ROBBERY	18	80.00% ▲	142	-2.07% ▼
SEX OFFENSES	0	NC	3	-50.00% ▼
Total	109	4.81% ▲	1085	0.09% ▲

Arrest Summary MTD and YTD

Arrest Crime Against	MTD	% Chg	YTD	% Chg
PERSON	93	-16.22% ▼	901	-16.26% ▼
PROPERTY	34	13.33% ▲	251	-9.06% ▼
SOCIETY	71	-38.26% ▼	894	-33.48% ▼
Other Misc	183	2.23% ▲	1818	1.28% ▲
TOTAL ARRESTS	381	-12.41% ▼	3864	-13.96% ▼

Family Violence Offense MTD and YTD

Crime Category	MTD	% Chg	YTD	% Chg
ASSAULT OFFENSES	183	-15.67% ▼	1808	-14.68% ▼
HOMICIDE OFFENSES	0	NC	4	33.33% ▲
HUMAN TRAFFICKING	0	NC	0	-100.00% ▼
KIDNAPPING/ ABDUCTION	0	NC	4	-55.56% ▼
SEX OFFENSES	6	50.00% ▲	47	-32.86% ▼
Total	189	-14.48% ▼	1863	-15.40% ▼