



Dallas Police Department Call, Crime, and Arrest Dashboard

Reports as of: Sunday, October 30, 2022

Response Times MTD and YTD

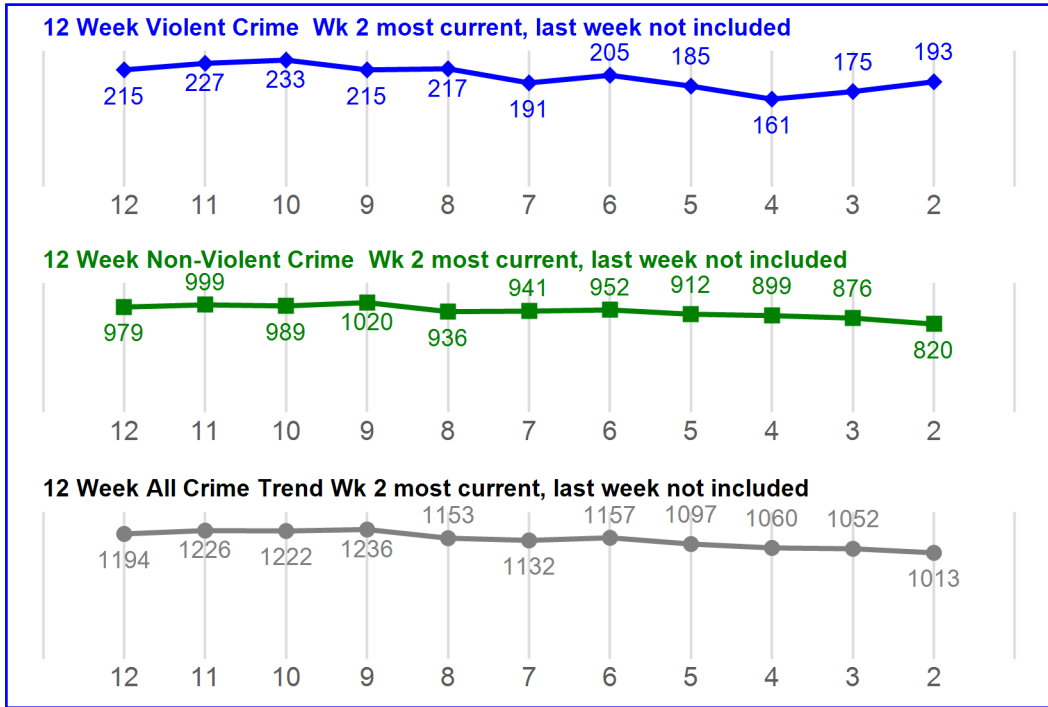
Priority	MTD	Over /Under vs Lst Yr	YTD	Over /Under vs Lst Yr
1	10.41	1.58 ▲	9.32	1.17 ▲
2	79.68	30.19 ▲	60.18	25.04 ▲
3	436.94	99.89 ▲	326.27	145.41 ▲
4	509.95	77.50 ▲	397.19	151.23 ▲

Over / Under compared to Last Year NOT GOALS

Dispatched Calls for Service MTD and YTD

Priority	MTD	% Chg	YTD	% Chg
1	3136	-3.77% ▼	32243	2.78% ▲
2	23852	-2.05% ▼	246045	4.04% ▲
3	12548	-12.39% ▼	128630	-4.14% ▼
4	6942	-18.41% ▼	73360	-4.81% ▼
Total All	46478	-7.85% ▼	480278	0.24% ▲

CITY WIDE



NIBRS Administrative Report MTD and YTD

Crime Against	MTD	% Chg	YTD	% Chg
PERSON	2209	-10.64% ▼	24728	-3.20% ▼
PROPERTY	4657	-15.65% ▼	54790	3.33% ▲
SOCIETY	1131	5.90% ▲	10719	-5.16% ▼
Total	7997	-11.74% ▼	90237	0.41% ▲

NIBRS Compstat Daily Report MTD and YTD

CRIME TYPE	MTD	% Chg	YTD	% Chg
Violent	753	-14.63% ▼	9318	-4.78% ▼
Non-Violent	3551	-14.86% ▼	41006	5.19% ▲
TOTAL	4304	-14.82% ▼	50324	3.19% ▲

Gun Crime- Offenses Involving Guns MTD and YTD

Crime Category	MTD	% Chg	YTD	% Chg
ASSAULT OFFENSES	367	-15.24% ▼	4572	-3.24% ▼
HOMICIDE OFFENSES	10	-61.54% ▼	163	-4.12% ▼
ROBBERY	96	-23.20% ▼	1221	8.24% ▲
SEX OFFENSES	1	-66.67% ▼	16	-50.00% ▼
Total	474	-19.25% ▼	5972	-1.37% ▼

Arrest Summary MTD and YTD

Arrest Crime Against	MTD	% Chg	YTD	% Chg
PERSON	595	-1.98% ▼	6225	-2.29% ▼
PROPERTY	257	15.25% ▲	2541	-2.94% ▼
SOCIETY	693	6.78% ▲	7107	-23.65% ▼
Other Misc	1345	3.86% ▲	13482	3.70% ▲
Total Arrests	2890	4.18% ▲	29355	-6.21% ▼

Family Violence Offense MTD and YTD

Crime Category	MTD	% Chg	YTD	% Chg
ASSAULT OFFENSES	1098	-9.63% ▼	12151	-3.12% ▼
HOMICIDE OFFENSES	3	>100%	22	-24.14% ▼
HUMAN TRAFFICKING	0	NC	1	0.00%
KIDNAPPING/ ABDUCTION	5	-50.00% ▼	92	-8.91% ▼
SEX OFFENSES	34	-37.04% ▼	335	-33.13% ▼
Total	1140	-10.94% ▼	12601	-4.35% ▼



Dallas Police Department Call, Crime, and Arrest Dashboard

Reports as of: Sunday, October 30, 2022

Response Times MTD and YTD

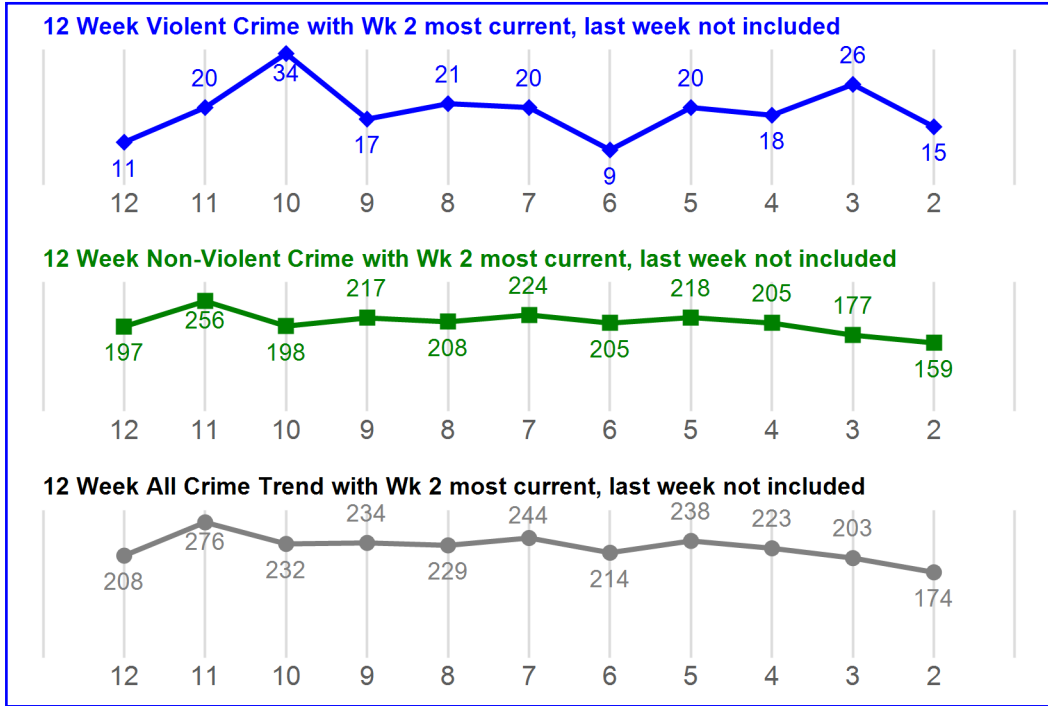
Priority	MTD	Over /Under vs Lst Yr	YTD	Over /Under vs Lst Yr
1	7.78	-0.03 ▼	7.45	0.32 ▲
2	35.71	-0.27 ▼	31.03	1.89 ▲
3	123.78	-45.71 ▼	116.79	2.73 ▲
4	209.62	-62.51 ▼	177.70	5.72 ▲

Over / Under compared to Last Year NOT GOALS

Dispatched Calls for Service MTD and YTD

Priority	MTD	% Chg	YTD	% Chg
1	444	14.14% ▲	4365	16.56% ▲
2	3753	7.97% ▲	36554	12.51% ▲
3	1982	1.95% ▲	20103	5.33% ▲
4	1079	-12.49% ▼	10459	2.69% ▲
Total All	7258	3.07% ▲	71481	9.12% ▲

CENTRAL



NIBRS Administrative Report MTD and YTD

Crime Against	MTD	% Chg	YTD	% Chg
PERSON	303	13.06% ▲	2668	0.49% ▲
PROPERTY	927	-7.30% ▼	10183	10.31% ▲
SOCIETY	180	29.50% ▲	1421	-2.07% ▼
Total	1410	0.21% ▲	14272	7.01% ▲

NIBRS Compstat Daily Report MTD and YTD

CRIME TYPE	MTD	% Chg	YTD	% Chg
Non-Violent	761	-5.82% ▼	8311	16.25% ▲
Violent	82	-15.46% ▼	931	-5.00% ▼
TOTAL	843	-6.85% ▼	9242	13.69% ▲

Gun Crime- Offenses Involving Guns MTD and YTD

Crime Category	MTD	% Chg	YTD	% Chg
ASSAULT OFFENSES	36	5.88% ▲	397	2.06% ▲
HOMICIDE OFFENSES	1	0.00% ▬	16	14.29% ▲
ROBBERY	10	-44.44% ▼	125	17.92% ▲
SEX OFFENSES	0	NC	3	-25.00% ▼
Total	47	-11.32% ▼	541	5.46% ▲

Arrest Summary MTD and YTD

Arrest Crime Against	MTD	% Chg	YTD	% Chg
PERSON	77	5.48% ▲	681	-3.27% ▼
PROPERTY	38	22.58% ▲	371	1.64% ▲
SOCIETY	159	44.55% ▲	1366	-13.93% ▼
Other Misc	238	3.03% ▲	2581	20.83% ▲
TOTAL ARRESTS	512	15.06% ▲	4999	4.32% ▲

Family Violence Offense MTD and YTD

Crime Category	MTD	% Chg	YTD	% Chg
ASSAULT OFFENSES	104	4.00% ▲	977	-2.69% ▼
HOMICIDE OFFENSES	0	NC	0	-100.00% ▼
KIDNAPPING/ ABDUCTION	1	NC	10	11.11% ▲
SEX OFFENSES	0	-100.00% ▼	23	-59.65% ▼
Total	105	-0.94% ▼	1010	-5.87% ▼



Dallas Police Department Call, Crime, and Arrest Dashboard

Reports as of: Sunday, October 30, 2022

Response Times MTD and YTD

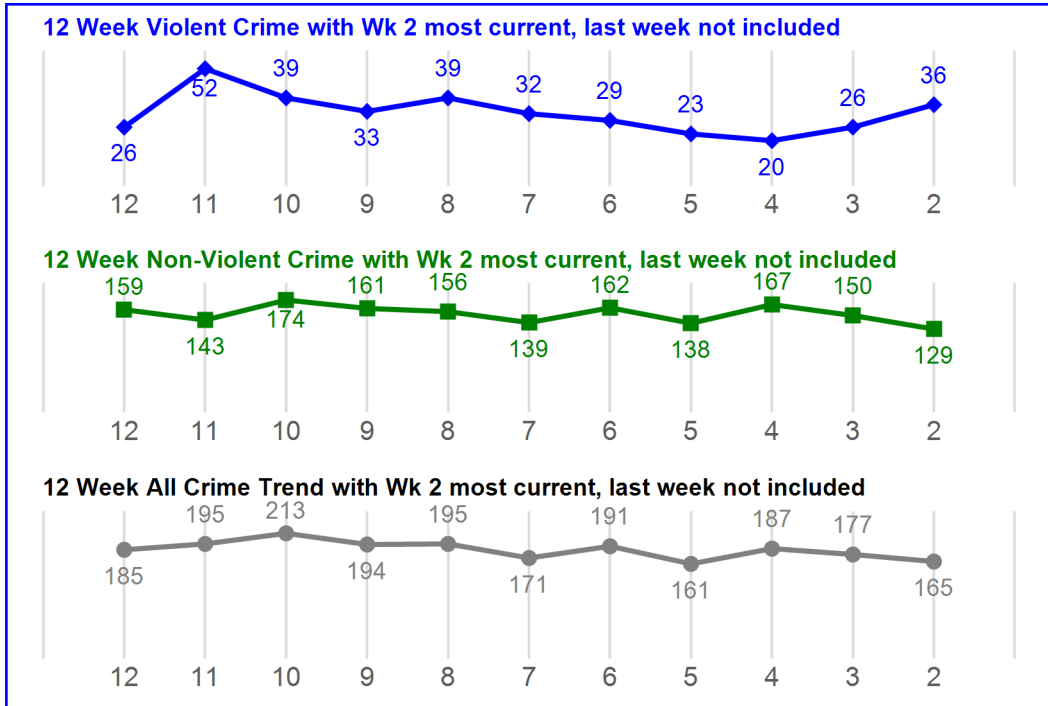
Priority	MTD	Over/Under vs Lst Yr	YTD	Over/Under vs Lst Yr
1	9.57	0.67 ▲	8.78	0.39 ▲
2	91.72	27.48 ▲	69.09	26.76 ▲
3	761.55	104.87 ▲	628.27	324.01 ▲
4	955.55	83.92 ▲	753.08	333.00 ▲

Over / Under compared to Last Year NOT GOALS

Dispatched Calls for Service MTD and YTD

Priority	MTD	% Chg	YTD	% Chg
1	552	-1.25% ▼	5474	2.43% ▲
2	4298	-1.60% ▼	43473	2.36% ▲
3	2049	-15.68% ▼	20530	-11.70% ▼
4	956	-27.58% ▼	10696	-13.61% ▼
Total All	7855	-9.47% ▼	80173	-3.92% ▼

NORTHEAST



NIBRS Administrative Report MTD and YTD

Crime Against	MTD	% Chg	YTD	% Chg
PERSON	359	-14.11% ▼	4247	-2.90% ▼
PROPERTY	737	-19.19% ▼	9133	-1.30% ▼
SOCIETY	157	25.60% ▲	1677	0.48% ▲
Total	1253	-13.88% ▼	15057	-1.56% ▼

NIBRS Compstat Daily Report MTD and YTD

CRIME TYPE	MTD	% Chg	YTD	% Chg
Non-Violent	569	-15.33% ▼	6724	0.06% ▲
Violent	109	-33.54% ▼	1527	-6.09% ▼
TOTAL	678	-18.90% ▼	8251	-1.14% ▼

Gun Crime- Offenses Involving Guns MTD and YTD

Crime Category	MTD	% Chg	YTD	% Chg
ASSAULT OFFENSES	45	-42.31% ▼	701	-6.16% ▼
HOMICIDE OFFENSES	1	-85.71% ▼	24	-25.00% ▼
ROBBERY	17	-32.00% ▼	253	18.22% ▲
SEX OFFENSES	0	NC	1	-66.67% ▼
Total	63	-42.73% ▼	979	-1.71% ▼

Arrest Summary MTD and YTD

Arrest Crime Against	MTD	% Chg	YTD	% Chg
PERSON	106	10.42% ▲	1095	-1.26% ▼
PROPERTY	31	-6.06% ▼	396	8.79% ▲
SOCIETY	85	25.00% ▲	965	-18.43% ▼
Other Misc	210	40.94% ▲	2102	14.68% ▲
TOTAL ARRESTS	432	24.86% ▲	4558	1.54% ▲

Family Violence Offense MTD and YTD

Crime Category	MTD	% Chg	YTD	% Chg
ASSAULT OFFENSES	206	-1.44% ▼	2285	1.92% ▲
HOMICIDE OFFENSES	2	NC	8	60.00% ▲
KIDNAPPING/ ABDUCTION	0	-100.00% ▼	22	29.41% ▲
SEX OFFENSES	6	-33.33% ▼	71	-11.25% ▼
Total	214	-2.73% ▼	2386	1.79% ▲



Dallas Police Department Call, Crime, and Arrest Dashboard

Reports as of: Sunday, October 30, 2022

Response Times MTD and YTD

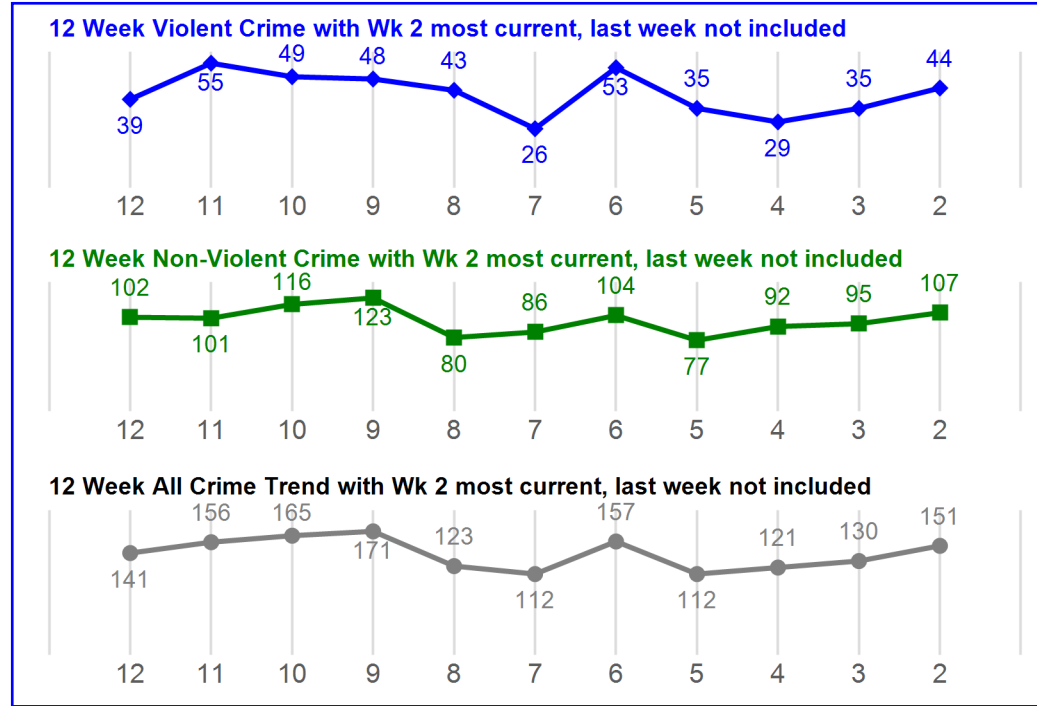
Priority	MTD	Over / Under vs Lst Yr	YTD	Over / Under vs Lst Yr
1	11.18	1.83 ▲	10.18	1.94 ▲
2	129.65	61.29 ▲	96.87	52.83 ▲
3	771.21	428.89 ▲	518.07	312.48 ▲
4	756.43	326.36 ▲	573.19	307.46 ▲

Over / Under compared to Last Year NOT GOALS

Dispatched Calls for Service MTD and YTD

Priority	MTD	% Chg	YTD	% Chg
1	526	-8.20% ▼	5236	-5.47% ▼
2	3369	-6.16% ▼	36135	1.94% ▲
3	1588	-20.40% ▼	16281	-9.32% ▼
4	1000	-19.29% ▼	10158	-15.48% ▼
Total All	6483	-12.36% ▼	67810	-4.44% ▼

SOUTHEAST



NIBRS Administrative Report MTD and YTD

Crime Against	MTD	% Chg	YTD	% Chg
PERSON	406	-12.12% ▼	4570	-5.91% ▼
PROPERTY	547	-7.76% ▼	6078	2.13% ▲
SOCIETY	154	-15.85% ▼	1650	-20.86% ▼
Total	1107	-10.58% ▼	12298	-4.61% ▼

NIBRS Compstat Daily Report MTD and YTD

CRIME TYPE	MTD	% Chg	YTD	% Chg
Non-Violent	402	0.00% ▬	4070	2.65% ▲
Violent	163	-16.84% ▼	1955	-5.24% ▼
TOTAL	565	-5.52% ▼	6025	-0.05% ▼

Gun Crime- Offenses Involving Guns MTD and YTD

Crime Category	MTD	% Chg	YTD	% Chg
ASSAULT OFFENSES	76	-35.04% ▼	1056	-8.65% ▼
HOMICIDE OFFENSES	3	-62.50% ▼	46	6.98% ▲
ROBBERY	15	-31.82% ▼	201	23.31% ▲
SEX OFFENSES	0	-100.00% ▼	1	-75.00% ▼
Total	94	-36.49% ▼	1304	-4.54% ▼

Arrest Summary MTD and YTD

Arrest Crime Against	MTD	% Chg	YTD	% Chg
PERSON	105	-11.02% ▼	1119	-7.06% ▼
PROPERTY	47	67.86% ▲	336	-23.64% ▼
SOCIETY	79	-19.39% ▼	961	-34.09% ▼
Other Misc	189	0.00% ▬	1838	-13.14% ▼
TOTAL ARRESTS	420	-3.00% ▼	4254	-18.47% ▼

Family Violence Offense MTD and YTD

Crime Category	MTD	% Chg	YTD	% Chg
ASSAULT OFFENSES	215	-7.33% ▼	2238	-4.15% ▼
HOMICIDE OFFENSES	0	NC	6	0.00% ▬
HUMAN TRAFFICKING	0	NC	1	NC
KIDNAPPING/ ABDUCTION	2	0.00% ▬	16	-30.43% ▼
SEX OFFENSES	6	0.00% ▬	61	-42.99% ▼
Total	223	-7.08% ▼	2322	-6.03% ▼



Dallas Police Department Call, Crime, and Arrest Dashboard

Reports as of: Sunday, October 30, 2022

Response Times MTD and YTD

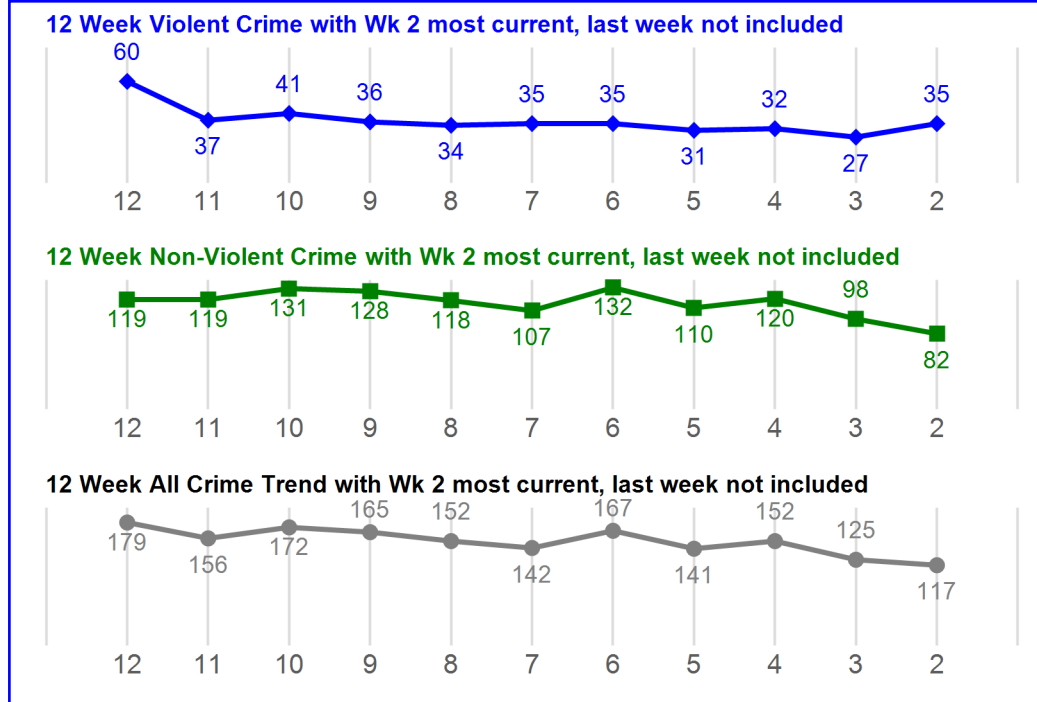
Priority	MTD	Over/Under vs Lst Yr	YTD	Over/Under vs Lst Yr
1	13.89	5.18 ▲	10.00	1.93 ▲
2	130.01	82.52 ▲	62.04	30.01 ▲
3	688.01	285.44 ▲	333.12	142.86 ▲
4	738.65	281.74 ▲	385.93	143.47 ▲

Over / Under compared to Last Year NOT GOALS

Dispatched Calls for Service MTD and YTD

Priority	MTD	% Chg	YTD	% Chg
1	461	-1.71% ▼	4838	3.38% ▲
2	3563	-5.14% ▼	37009	2.72% ▲
3	1823	-18.29% ▼	19303	-3.23% ▼
4	1093	-21.08% ▼	11751	-8.56% ▼
Total All	6940	-11.49% ▼	72901	-0.82%

SOUTHWEST



NIBRS Administrative Report MTD and YTD

Crime Against	MTD	% Chg	YTD	% Chg
PERSON	346	-16.02% ▼	4023	-1.06% ▼
PROPERTY	585	-29.94% ▼	7839	2.97% ▲
SOCIETY	226	4.63% ▲	1851	0.33% ▲
Total	1157	-20.92% ▼	13713	1.40% ▲

NIBRS Compstat Daily Report MTD and YTD

CRIME TYPE	MTD	% Chg	YTD	% Chg
Non-Violent	423	-31.99% ▼	5741	4.31% ▲
Violent	137	-0.72% ▼	1509	-2.96% ▼
TOTAL	560	-26.32% ▼	7250	2.71% ▲

Gun Crime- Offenses Involving Guns MTD and YTD

Crime Category	MTD	% Chg	YTD	% Chg
ASSAULT OFFENSES	78	5.41% ▲	793	0.25% ▲
HOMICIDE OFFENSES	1	-66.67% ▼	24	-31.43% ▼
ROBBERY	23	>100%	217	17.93% ▲
SEX OFFENSES	0	-100.00% ▼	1	-83.33% ▼
Total	102	13.33% ▲	1035	1.87% ▲

Arrest Summary MTD and YTD

Arrest Crime Against	MTD	% Chg	YTD	% Chg
PERSON	83	-7.78% ▼	938	-1.16% ▼
PROPERTY	26	-40.91% ▼	361	-15.46% ▼
SOCIETY	105	8.25% ▲	944	-25.61% ▼
Other Misc	180	-19.28% ▼	1784	-6.45% ▼
TOTAL ARRESTS	394	-13.22% ▼	4027	-11.53% ▼

Family Violence Offense MTD and YTD

Crime Category	MTD	% Chg	YTD	% Chg
ASSAULT OFFENSES	168	-16.00% ▼	2046	-2.57% ▼
HOMICIDE OFFENSES	0	NC	1	-83.33% ▼
KIDNAPPING/ ABDUCTION	1	-66.67% ▼	13	-38.10% ▼
SEX OFFENSES	9	-10.00% ▼	52	-37.35% ▼
Total	178	-16.43% ▼	2112	-4.43% ▼



Dallas Police Department Call, Crime, and Arrest Dashboard

Reports as of: Sunday, October 30, 2022

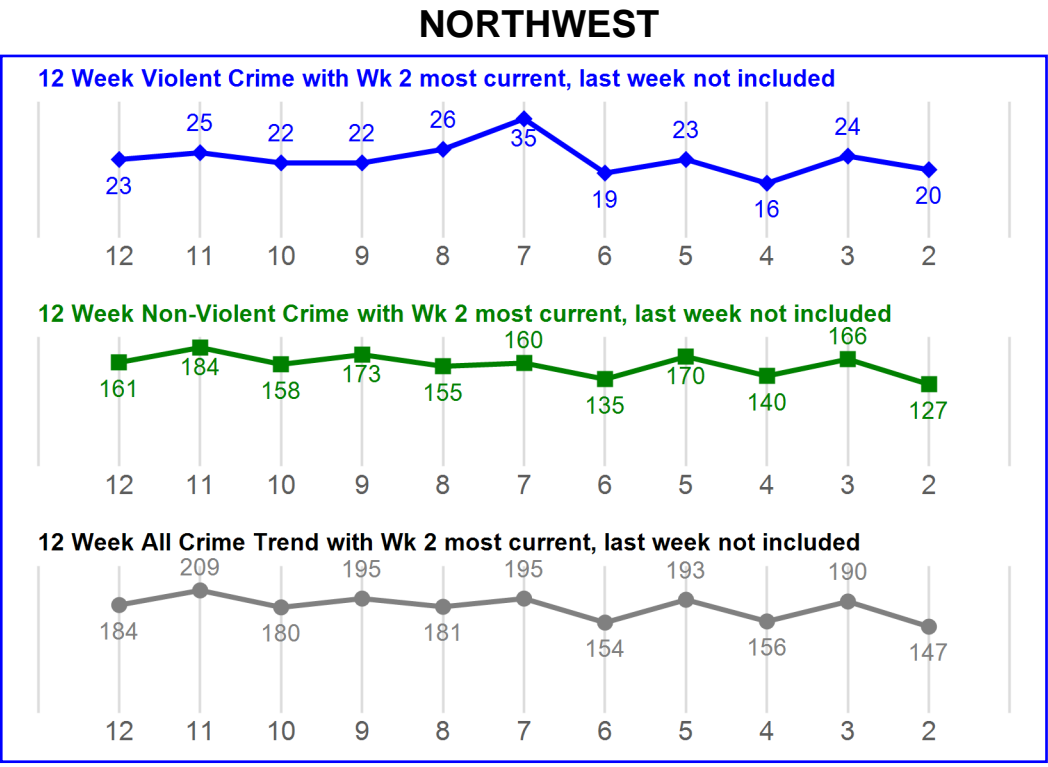
Response Times MTD and YTD

Priority	MTD	Over /Under vs Lst Yr	YTD	Over /Under vs Lst Yr
1	8.52	-0.80 ▼	8.89	0.22 ▲
2	33.27	-14.83 ▼	40.61	7.03 ▲
3	160.55	-151.16 ▼	200.43	42.33 ▲
4	265.70	-164.49 ▼	303.69	69.13 ▲

Over / Under compared to Last Year NOT GOALS

Dispatched Calls for Service MTD and YTD

Priority	MTD	% Chg	YTD	% Chg
1	381	-14.96% ▼	4087	4.47% ▲
2	3163	-4.93% ▼	32939	6.63% ▲
3	2144	-5.26% ▼	20737	1.14% ▲
4	1000	-15.04% ▼	10333	3.45% ▲
Total All	6688	-7.30% ▼	68096	4.29% ▲



NIBRS Administrative Report MTD and YTD

Crime Against	MTD	% Chg	YTD	% Chg
PERSON	235	-11.99% ▼	2664	4.35% ▲
PROPERTY	793	-6.15% ▼	9081	5.78% ▲
SOCIETY	188	11.24% ▲	1713	-4.25% ▼
Total	1216	-5.07% ▼	13458	4.11% ▲

NIBRS Compstat Daily Report MTD and YTD

CRIME TYPE	MTD	% Chg	YTD	% Chg
Non-Violent	604	-7.36% ▼	6898	4.58% ▲
Violent	79	-15.05% ▼	992	-3.03% ▼
TOTAL	683	-8.32% ▼	7890	3.56% ▲

Gun Crime- Offenses Involving Guns MTD and YTD

Crime Category	MTD	% Chg	YTD	% Chg
ASSAULT OFFENSES	24	-38.46% ▼	340	0.00% ▬
HOMICIDE OFFENSES	1	0.00% ▬	10	-16.67% ▼
ROBBERY	12	-45.45% ▼	177	-11.06% ▼
SEX OFFENSES	1	NC	6	0.00% ▬
Total	38	-38.71% ▼	533	-4.31% ▼

Arrest Summary MTD and YTD

Arrest Crime Against	MTD	% Chg	YTD	% Chg
PERSON	71	10.94% ▲	640	17.43% ▲
PROPERTY	49	16.67% ▲	472	4.42% ▲
SOCIETY	123	6.03% ▲	1348	-24.10% ▼
Other Misc	175	8.02% ▲	1851	-0.38% ▼
TOTAL ARRESTS	418	8.85% ▲	4311	-6.91% ▼

Family Violence Offense MTD and YTD

Crime Category	MTD	% Chg	YTD	% Chg
ASSAULT OFFENSES	108	-0.92% ▼	1180	8.96% ▲
HOMICIDE OFFENSES	0	NC	0	-100.00% ▼
KIDNAPPING/ ABDUCTION	0	NC	14	100.00% ▲
SEX OFFENSES	1	-90.91% ▼	27	-37.21% ▼
Total	109	-9.17% ▼	1221	7.58% ▲



Dallas Police Department Call, Crime, and Arrest Dashboard

Reports as of: Sunday, October 30, 2022

Response Times MTD and YTD

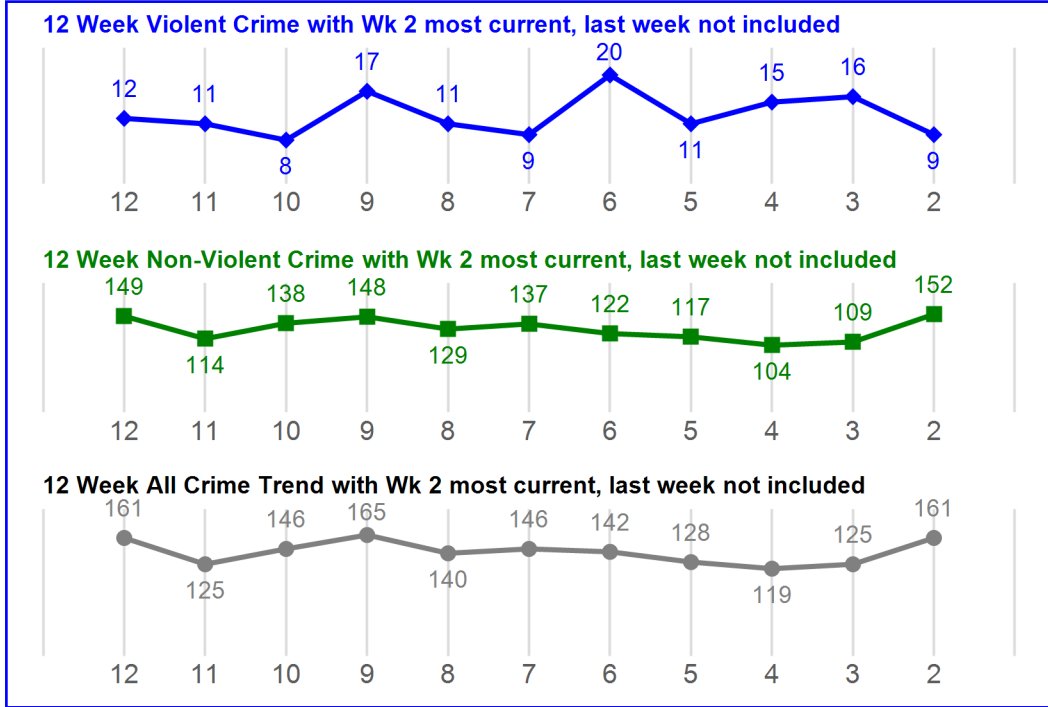
Priority	MTD	Over/Under vs Lst Yr	YTD	Over/Under vs Lst Yr
1	9.36	0.54 ▲	8.54	0.00 ▲
2	37.19	0.47 ▲	31.09	0.71 ▲
3	146.94	1.75 ▲	101.07	-5.71 ▼
4	168.47	-70.38 ▼	144.00	-11.11 ▼

Over / Under compared to Last Year NOT GOALS

Dispatched Calls for Service MTD and YTD

Priority	MTD	% Chg	YTD	% Chg
1	308	-8.06% ▼	3090	0.91% ▲
2	2505	-3.62% ▼	25843	3.37% ▲
3	1466	-10.01% ▼	15753	2.47% ▲
4	1033	-0.29% ▼	10449	18.01% ▲
Total All	5312	-5.13% ▼	55135	5.44% ▲

NORTH CENTRAL



NIBRS Administrative Report MTD and YTD

Crime Against	MTD	% Chg	YTD	% Chg
PERSON	210	-7.08% ▼	2466	0.28% ▲
PROPERTY	638	-16.16% ▼	7028	2.45% ▲
SOCIETY	67	19.64% ▲	690	23.88% ▲
Total	915	-12.27% ▼	10184	3.12% ▲

NIBRS Compstat Daily Report MTD and YTD

CRIME TYPE	MTD	% Chg	YTD	% Chg
Non-Violent	501	-16.36% ▼	5523	3.62% ▲
Violent	60	15.38% ▲	710	-7.43% ▼
TOTAL	561	-13.82% ▼	6233	2.23% ▲

Gun Crime- Offenses Involving Guns MTD and YTD

Crime Category	MTD	% Chg	YTD	% Chg
ASSAULT OFFENSES	32	>100%	294	-6.96% ▼
HOMICIDE OFFENSES	0	-100.00% ▼	9	28.57% ▲
ROBBERY	4	-66.67% ▼	89	-12.75% ▼
SEX OFFENSES	0	NC	1	-66.67% ▼
Total	36	24.14% ▲	393	-8.18% ▼

Arrest Summary MTD and YTD

Arrest Crime Against	MTD	% Chg	YTD	% Chg
PERSON	50	-10.71% ▼	640	6.49% ▲
PROPERTY	30	66.67% ▲	237	3.95% ▲
SOCIETY	48	2.13% ▲	483	-13.29% ▼
Other Misc	121	6.14% ▲	1120	11.55% ▲
TOTAL ARRESTS	249	5.96% ▲	2480	3.77% ▲

Family Violence Offense MTD and YTD

Crime Category	MTD	% Chg	YTD	% Chg
ASSAULT OFFENSES	108	-24.48% ▼	1376	0.22% ▲
HOMICIDE OFFENSES	0	NC	2	-33.33% ▼
KIDNAPPING/ ABDUCTION	1	NC	13	8.33% ▲
SEX OFFENSES	5	66.67% ▲	47	-9.62% ▼
Total	114	-21.92% ▼	1438	-0.14% ▼



Dallas Police Department Call, Crime, and Arrest Dashboard

Reports as of: Sunday, October 30, 2022

Response Times MTD and YTD

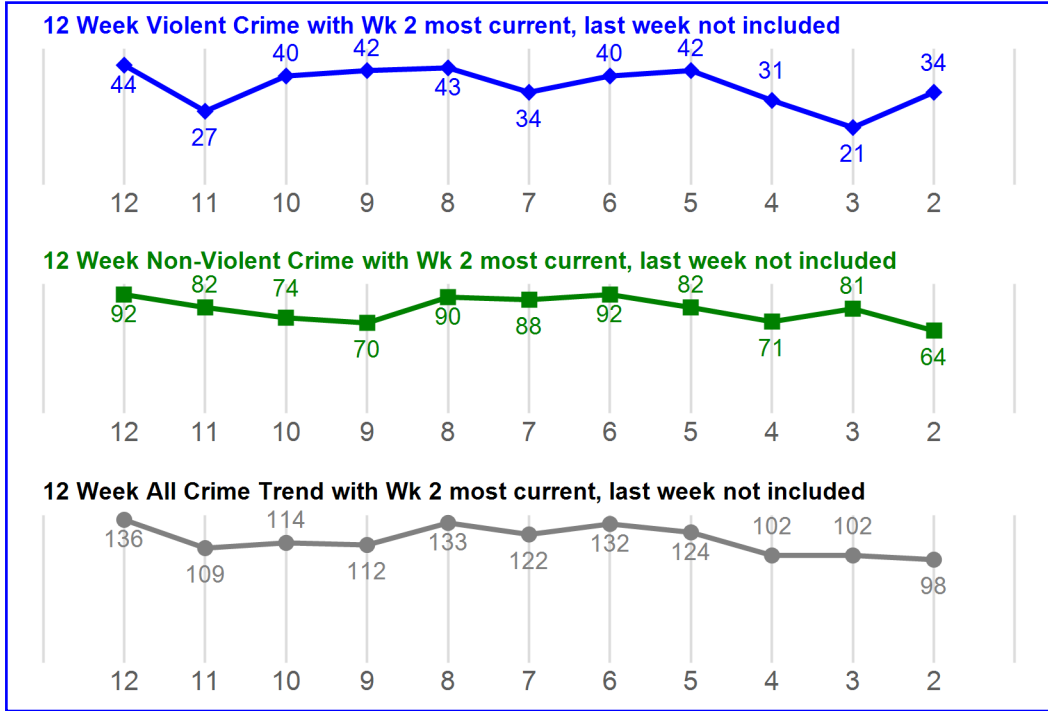
Priority	MTD	Over/Under vs Lst Yr	YTD	Over/Under vs Lst Yr
1	11.73	3.16 ▲	10.67	2.73 ▲
2	85.55	48.31 ▲	80.39	49.50 ▲
3	448.95	254.59 ▲	393.45	251.48 ▲
4	530.95	262.44 ▲	464.51	277.38 ▲

Over / Under compared to Last Year NOT GOALS

Dispatched Calls for Service MTD and YTD

Priority	MTD	% Chg	YTD	% Chg
1	464	-4.53% ▼	5153	1.26% ▲
2	3201	-1.05% ▼	34092	-0.23% ▼
3	1496	-18.25% ▼	15923	-11.86% ▼
4	781	-30.14% ▼	9514	-11.80% ▼
Total All	5942	-10.90% ▼	64682	-5.04% ▼

SOUTH CENTRAL



NIBRS Administrative Report MTD and YTD

Crime Against	MTD	% Chg	YTD	% Chg
PERSON	350	-16.47% ▼	4090	-10.74% ▼
PROPERTY	430	-25.22% ▼	5448	-1.50% ▼
SOCIETY	159	-11.67% ▼	1717	-9.92% ▼
Total	939	-20.02% ▼	11255	-6.36% ▼

NIBRS Compstat Daily Report MTD and YTD

CRIME TYPE	MTD	% Chg	YTD	% Chg
Non-Violent	291	-30.05% ▼	3739	0.59% ▲
Violent	123	-13.38% ▼	1694	-4.40% ▼
TOTAL	414	-25.81% ▼	5433	-1.02% ▼

Gun Crime- Offenses Involving Guns MTD and YTD

Crime Category	MTD	% Chg	YTD	% Chg
ASSAULT OFFENSES	76	0.00% ▬	991	0.51% ▲
HOMICIDE OFFENSES	3	-25.00% ▼	34	25.93% ▲
ROBBERY	15	0.00% ▬	159	-0.63% ▼
SEX OFFENSES	0	NC	3	-50.00% ▼
Total	94	-1.05% ▼	1187	0.68% ▲

Arrest Summary MTD and YTD

Arrest Crime Against	MTD	% Chg	YTD	% Chg
PERSON	94	-6.00% ▼	1004	-14.77% ▼
PROPERTY	32	39.13% ▲	285	-4.68% ▼
SOCIETY	89	-19.82% ▼	989	-32.26% ▼
Other Misc	208	-0.48% ▼	2024	0.25% ▲
TOTAL ARRESTS	423	-4.51% ▼	4302	-13.20% ▼

Family Violence Offense MTD and YTD

Crime Category	MTD	% Chg	YTD	% Chg
ASSAULT OFFENSES	189	-14.86% ▼	2049	-14.80% ▼
HOMICIDE OFFENSES	1	0.00% ▬	5	25.00% ▲
HUMAN TRAFFICKING	0	NC	0	-100.00% ▼
KIDNAPPING/ ABDUCTION	0	-100.00% ▼	4	-66.67% ▼
SEX OFFENSES	7	-22.22% ▼	54	-31.65% ▼
Total	197	-16.17% ▼	2112	-15.55% ▼