



# Dallas Police Department Call, Crime, and Arrest Dashboard

Reports as of: Sunday, December 4, 2022

## Response Times MTD and YTD

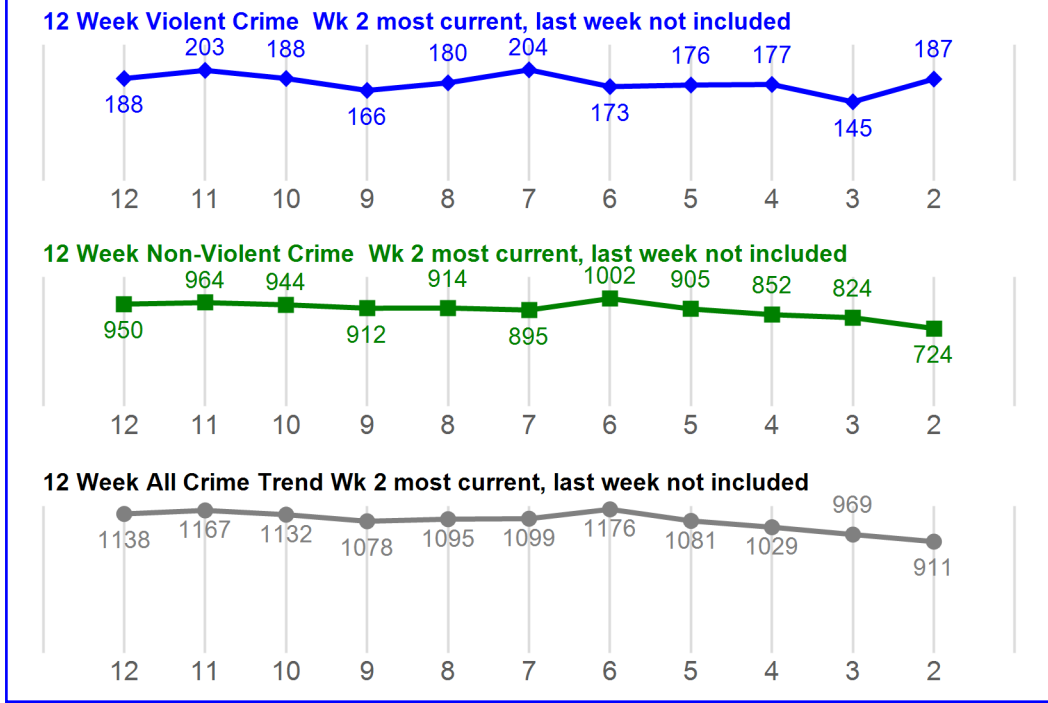
Priority	MTD	Over /Under vs Lst Yr	YTD	Over /Under vs Lst Yr
1	10.50	1.92 ▲	9.44	1.21 ▲
2	89.80	36.32 ▲	62.78	26.36 ▲
3	359.36	-79.60 ▼	358.46	163.91 ▲
4	391.76	-136.52 ▼	427.86	164.51 ▲

Over / Under compared to Last Year NOT GOALS

## Dispatched Calls for Service MTD and YTD

Priority	MTD	% Chg	YTD	% Chg
1	414	-11.35% ▼	35641	1.14% ▲
2	3041	-11.16% ▼	272081	3.21% ▲
3	1366	-24.32% ▼	141907	-5.15% ▼
4	723	-34.86% ▼	80546	-6.48% ▼
<b>Total All</b>	<b>5544</b>	<b>-18.53% ▼</b>	<b>530175</b>	<b>-0.82% ▼</b>

## CITY WIDE



## NIBRS Administrative Report MTD and YTD

Crime Against	MTD	% Chg	YTD	% Chg
PERSON	278	-22.35% ▼	27152	-4.74% ▼
PROPERTY	443	-42.76% ▼	60679	2.33% ▲
SOCIETY	141	-18.97% ▼	11948	-4.06% ▼
<b>Total</b>	<b>862</b>	<b>-34.00% ▼</b>	<b>99779</b>	<b>-0.47% ▼</b>

## NIBRS Compstat Daily Report MTD and YTD

CRIME TYPE	MTD	% Chg	YTD	% Chg
Violent	121	-11.03% ▼	10239	-6.10% ▼
Non-Violent	315	-44.15% ▼	45486	4.18% ▲
<b>TOTAL</b>	<b>436</b>	<b>-37.71% ▼</b>	<b>55725</b>	<b>2.12% ▲</b>

## Gun Crime- Offenses Involving Guns MTD and YTD

Crime Category	MTD	% Chg	YTD	% Chg
ASSAULT OFFENSES	67	-11.84% ▼	5012	-5.04% ▼
HOMICIDE OFFENSES	3	-25.00% ▼	180	-6.74% ▼
ROBBERY	16	-46.67% ▼	1352	7.05% ▲
SEX OFFENSES	0	NC	19	-42.42% ▼
<b>Total</b>	<b>86</b>	<b>-21.82% ▼</b>	<b>6563</b>	<b>-3.01% ▼</b>

## Arrest Summary MTD and YTD

Arrest Crime Against	MTD	% Chg	YTD	% Chg
PERSON	68	-26.09% ▼	6800	-4.70% ▼
PROPERTY	35	29.63% ▲	2850	-0.59% ▼
SOCIETY	92	-8.00% ▼	7878	-21.12% ▼
Other Misc	197	0.51% ▲	14884	2.90% ▲
<b>Total Arrests</b>	<b>392</b>	<b>-5.54% ▼</b>	<b>32412</b>	<b>-5.92% ▼</b>

## Family Violence Offense MTD and YTD

Crime Category	MTD	% Chg	YTD	% Chg
ASSAULT OFFENSES	143	-5.92% ▼	13356	-4.47% ▼
HOMICIDE OFFENSES	0	NC	23	-28.13% ▼
HUMAN TRAFFICKING	0	NC	1	0.00% ▬
KIDNAPPING/ ABDUCTION	1	-66.67% ▼	101	-13.68% ▼
SEX OFFENSES	3	-66.67% ▼	377	-31.58% ▼
<b>Total</b>	<b>147</b>	<b>-10.37% ▼</b>	<b>13858</b>	<b>-5.61% ▼</b>



# Dallas Police Department Call, Crime, and Arrest Dashboard

Reports as of: Sunday, December 4, 2022

### Response Times MTD and YTD

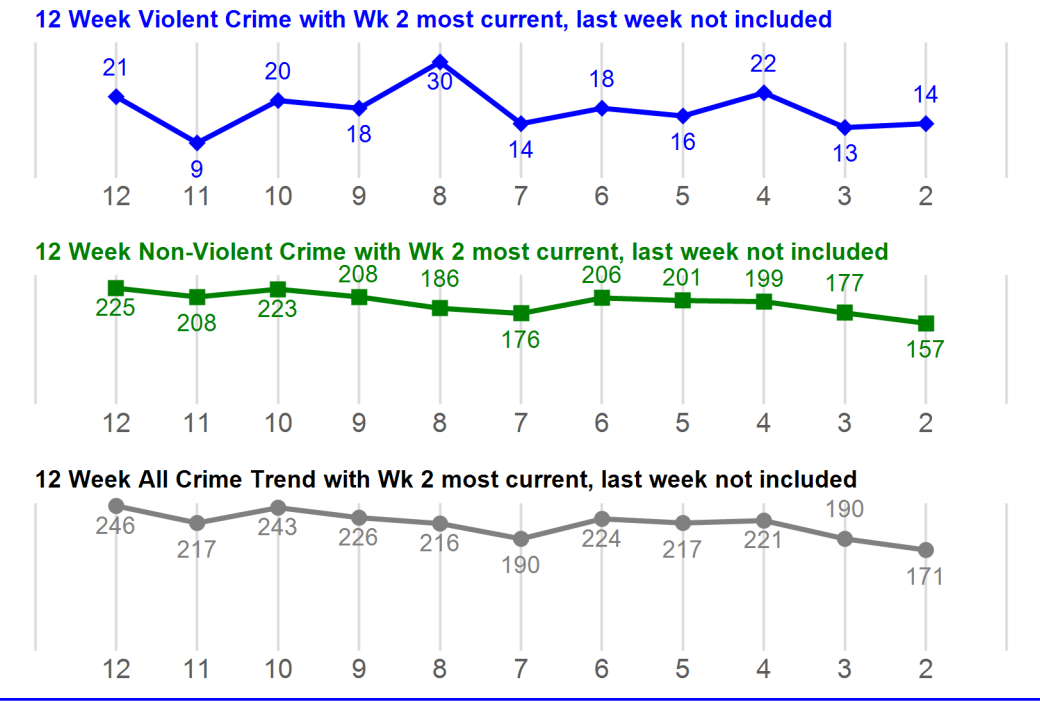
Priority	MTD	Over / Under vs Lst Yr	YTD	Over / Under vs Lst Yr
1	6.91	0.46 ▲	7.49	0.35 ▲
2	28.81	-2.19 ▼	31.31	1.89 ▲
3	94.16	-73.70 ▼	120.92	3.75 ▲
4	218.49	-50.66 ▼	185.05	9.35 ▲

Over / Under compared to Last Year NOT GOALS

### Dispatched Calls for Service MTD and YTD

Priority	MTD	% Chg	YTD	% Chg
1	51	-15.00% ▼	4796	12.64% ▲
2	438	-9.32% ▼	40115	10.38% ▲
3	264	10.46% ▲	22215	4.60% ▲
4	117	-15.22% ▼	11545	1.83% ▲
<b>Total All</b>	<b>870</b>	<b>-5.43% ▼</b>	<b>78671</b>	<b>7.51% ▲</b>

### CENTRAL



### NIBRS Administrative Report MTD and YTD

Crime Against	MTD	% Chg	YTD	% Chg
PERSON	29	-39.58% ▼	2924	-3.11% ▼
PROPERTY	68	-43.33% ▼	11332	10.57% ▲
SOCIETY	22	-4.35% ▼	1595	0.89% ▲
<b>Total</b>	<b>119</b>	<b>-37.70% ▼</b>	<b>15851</b>	<b>6.76% ▲</b>

### NIBRS Compstat Daily Report MTD and YTD

CRIME TYPE	MTD	% Chg	YTD	% Chg
Non-Violent	57	-41.84% ▼	9254	16.15% ▲
Violent	5	-64.29% ▼	1019	-7.28% ▼
<b>TOTAL</b>	<b>62</b>	<b>-44.64% ▼</b>	<b>10273</b>	<b>13.31% ▲</b>

### Gun Crime- Offenses Involving Guns MTD and YTD

Crime Category	MTD	% Chg	YTD	% Chg
ASSAULT OFFENSES	4	33.33% ▲	439	3.54% ▲
HOMICIDE OFFENSES	0	NC	16	0.00% ▬
ROBBERY	1	-75.00% ▼	129	4.03% ▲
SEX OFFENSES	0	NC	5	25.00% ▲
<b>Total</b>	<b>5</b>	<b>-28.57% ▼</b>	<b>589</b>	<b>3.70% ▲</b>

### Arrest Summary MTD and YTD

Arrest Crime Against	MTD	% Chg	YTD	% Chg
PERSON	8	-38.46% ▼	751	-6.13% ▼
PROPERTY	1	-50.00% ▼	410	4.59% ▲
SOCIETY	21	16.67% ▲	1510	-11.38% ▼
Other Misc	28	-20.00% ▼	2817	17.33% ▲
<b>TOTAL ARRESTS</b>	<b>58</b>	<b>-14.71% ▼</b>	<b>5488</b>	<b>3.61% ▲</b>

### Family Violence Offense MTD and YTD

Crime Category	MTD	% Chg	YTD	% Chg
ASSAULT OFFENSES	8	-63.64% ▼	1066	-8.10% ▼
HOMICIDE OFFENSES	0	NC	0	-100.00% ▼
KIDNAPPING/ ABDUCTION	0	NC	10	-23.08% ▼
SEX OFFENSES	0	NC	24	-58.62% ▼
<b>Total</b>	<b>8</b>	<b>-63.64% ▼</b>	<b>1100</b>	<b>-10.86% ▼</b>



# Dallas Police Department Call, Crime, and Arrest Dashboard

Reports as of: Sunday, December 4, 2022

### Response Times MTD and YTD

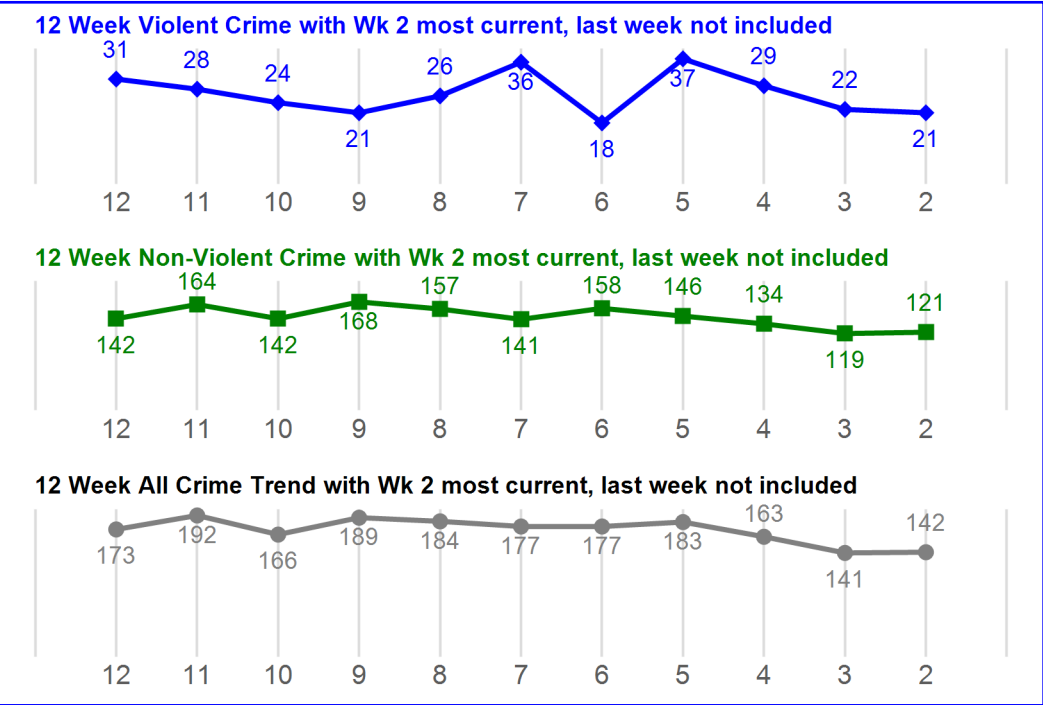
Priority	MTD	Over/Under vs Lst Yr	YTD	Over/Under vs Lst Yr
1	9.56	0.78 ▲	8.82	0.30 ▲
2	98.65	27.49 ▲	71.00	26.46 ▲
3	740.64	-182.30 ▼	709.56	363.14 ▲
4	661.86	-308.70 ▼	824.81	356.52 ▲

Over / Under compared to Last Year NOT GOALS

### Dispatched Calls for Service MTD and YTD

Priority	MTD	% Chg	YTD	% Chg
1	57	-29.63% ▼	6053	0.72% ▲
2	505	-18.15% ▼	48239	2.08% ▲
3	155	-49.68% ▼	22676	-12.45% ▼
4	85	-34.11% ▼	11684	-14.95% ▼
<b>Total All</b>	<b>802</b>	<b>-29.34% ▼</b>	<b>88652</b>	<b>-4.58% ▼</b>

### NORTHEAST



### NIBRS Administrative Report MTD and YTD

Crime Against	MTD	% Chg	YTD	% Chg
PERSON	30	-52.38% ▼	4649	-4.48% ▼
PROPERTY	87	-36.96% ▼	10126	-2.15% ▼
SOCIETY	15	-37.50% ▼	1836	0.60% ▲
<b>Total</b>	<b>132</b>	<b>-41.33% ▼</b>	<b>16611</b>	<b>-2.52% ▼</b>

### NIBRS Compstat Daily Report MTD and YTD

CRIME TYPE	MTD	% Chg	YTD	% Chg
Non-Violent	67	-22.99% ▼	7473	-0.53% ▼
Violent	8	-69.23% ▼	1651	-8.78% ▼
<b>TOTAL</b>	<b>75</b>	<b>-33.63% ▼</b>	<b>9124</b>	<b>-2.13% ▼</b>

### Gun Crime- Offenses Involving Guns MTD and YTD

Crime Category	MTD	% Chg	YTD	% Chg
ASSAULT OFFENSES	1	-91.67% ▼	737	-11.95% ▼
HOMICIDE OFFENSES	1	NC	27	-28.95% ▼
ROBBERY	3	-57.14% ▼	285	19.75% ▲
SEX OFFENSES	0	NC	1	-66.67% ▼
<b>Total</b>	<b>5</b>	<b>-73.68% ▼</b>	<b>1050</b>	<b>-5.91% ▼</b>

### Arrest Summary MTD and YTD

Arrest Crime Against	MTD	% Chg	YTD	% Chg
PERSON	11	-42.11% ▼	1197	-3.31% ▼
PROPERTY	2	-71.43% ▼	450	7.91% ▲
SOCIETY	17	>100% ▲	1069	-14.27% ▼
Other Misc	26	8.33% ▲	2299	13.20% ▲
<b>TOTAL ARRESTS</b>	<b>56</b>	<b>0.00%</b>	<b>5015</b>	<b>1.66% ▲</b>

### Family Violence Offense MTD and YTD

Crime Category	MTD	% Chg	YTD	% Chg
ASSAULT OFFENSES	26	-3.70% ▼	2520	1.53% ▲
HOMICIDE OFFENSES	0	NC	9	50.00% ▲
KIDNAPPING/ ABDUCTION	0	-100.00% ▼	26	23.81% ▲
SEX OFFENSES	0	-100.00% ▼	79	-14.13% ▼
<b>Total</b>	<b>26</b>	<b>-18.75% ▼</b>	<b>2634</b>	<b>1.27% ▲</b>



# Dallas Police Department Call, Crime, and Arrest Dashboard

Reports as of: Sunday, December 4, 2022

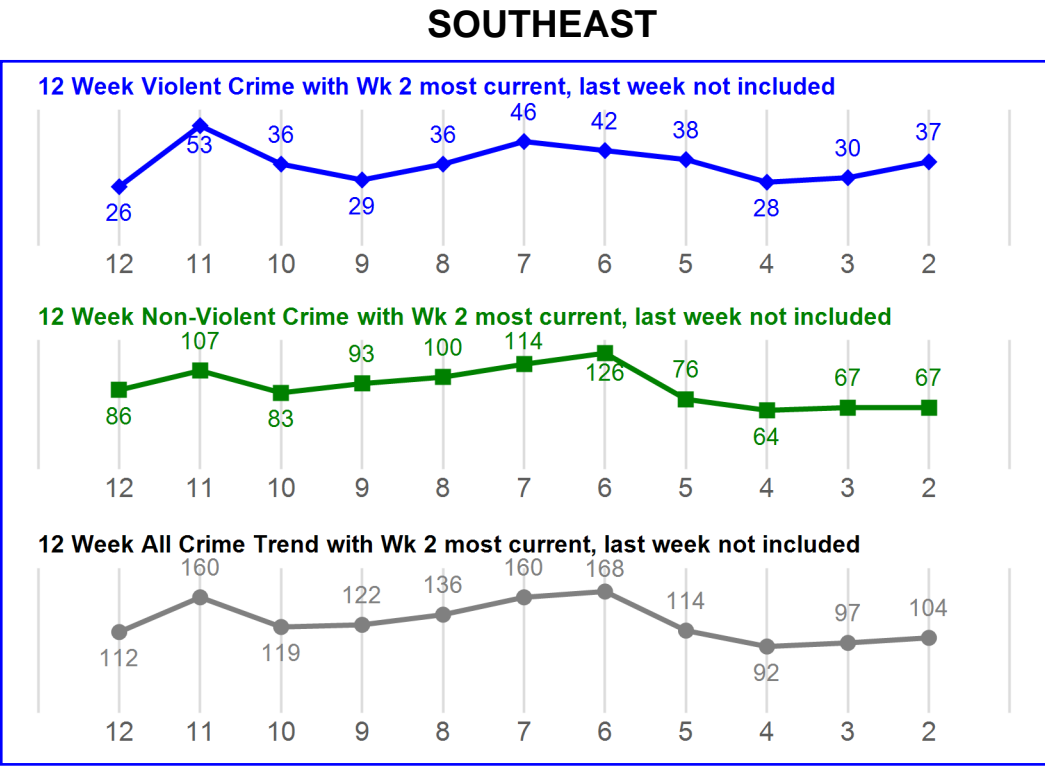
## Response Times MTD and YTD

Priority	MTD	Over / Under vs Lst Yr	YTD	Over / Under vs Lst Yr
1	11.42	2.30 ▲	10.35	2.01 ▲
2	127.10	52.92 ▲	100.57	54.66 ▲
3	621.83	166.14 ▲	573.03	357.33 ▲
4	472.82	-119.83 ▼	629.62	352.70 ▲

Over / Under compared to Last Year NOT GOALS

## Dispatched Calls for Service MTD and YTD

Priority	MTD	% Chg	YTD	% Chg
1	62	-6.06% ▼	5758	-6.74% ▼
2	422	-21.71% ▼	39902	1.30% ▲
3	143	-42.34% ▼	17845	-10.64% ▼
4	82	-54.95% ▼	11171	-16.13% ▼
<b>Total All</b>	<b>709</b>	<b>-31.50% ▼</b>	<b>74676</b>	<b>-5.30% ▼</b>



## NIBRS Administrative Report MTD and YTD

Crime Against	MTD	% Chg	YTD	% Chg
PERSON	60	-13.04% ▼	5056	-6.37% ▼
PROPERTY	51	-43.33% ▼	6676	0.98% ▲
SOCIETY	26	23.81% ▲	1817	-20.69% ▼
<b>Total</b>	<b>137</b>	<b>-23.89% ▼</b>	<b>13549</b>	<b>-5.26% ▼</b>

## NIBRS Compstat Daily Report MTD and YTD

CRIME TYPE	MTD	% Chg	YTD	% Chg
Non-Violent	30	-48.28% ▼	4480	1.86% ▲
Violent	35	2.94% ▲	2150	-6.48% ▼
<b>TOTAL</b>	<b>65</b>	<b>-29.35% ▼</b>	<b>6630</b>	<b>-1.00% ▼</b>

## Gun Crime- Offenses Involving Guns MTD and YTD

Crime Category	MTD	% Chg	YTD	% Chg
ASSAULT OFFENSES	27	17.39% ▲	1172	-9.92% ▼
HOMICIDE OFFENSES	0	NC	51	4.08% ▲
ROBBERY	2	-60.00% ▼	220	20.88% ▲
SEX OFFENSES	0	NC	1	-75.00% ▼
<b>Total</b>	<b>29</b>	<b>3.57% ▲</b>	<b>1444</b>	<b>-5.99% ▼</b>

## Arrest Summary MTD and YTD

Arrest Crime Against	MTD	% Chg	YTD	% Chg
PERSON	12	-25.00% ▼	1239	-6.91% ▼
PROPERTY	6	>100% ▲	372	-20.85% ▼
SOCIETY	8	-42.86% ▼	1043	-32.80% ▼
Other Misc	31	10.71% ▲	2036	-14.45% ▼
<b>TOTAL ARRESTS</b>	<b>57</b>	<b>-5.00% ▼</b>	<b>4690</b>	<b>-18.19% ▼</b>

## Family Violence Offense MTD and YTD

Crime Category	MTD	% Chg	YTD	% Chg
ASSAULT OFFENSES	28	16.67% ▲	2476	-4.62% ▼
HOMICIDE OFFENSES	0	NC	6	-14.29% ▼
HUMAN TRAFFICKING	0	NC	1	NC
KIDNAPPING/ ABDUCTION	0	NC	19	-24.00% ▼
SEX OFFENSES	1	0.00% ▬	69	-41.53% ▼
<b>Total</b>	<b>29</b>	<b>16.00% ▲</b>	<b>2571</b>	<b>-6.37% ▼</b>



# Dallas Police Department Call, Crime, and Arrest Dashboard

Reports as of: Sunday, December 4, 2022

### Response Times MTD and YTD

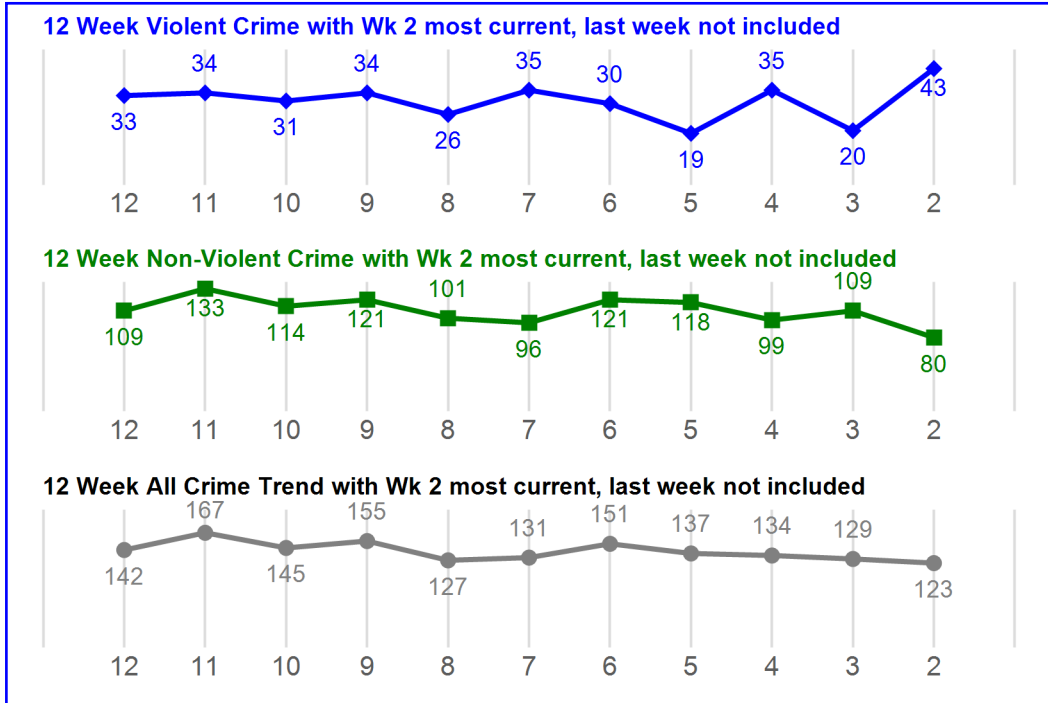
Priority	MTD	Over/Under vs Lst Yr	YTD	Over/Under vs Lst Yr
1	10.22	1.05 ▲	10.20	1.97 ▲
2	95.75	36.42 ▲	67.25	33.54 ▲
3	349.81	-230.91 ▼	381.95	175.83 ▲
4	355.66	-455.56 ▼	430.53	162.43 ▲

Over / Under compared to Last Year NOT GOALS

### Dispatched Calls for Service MTD and YTD

Priority	MTD	% Chg	YTD	% Chg
1	78	13.04% ▲	5379	1.97% ▲
2	497	-5.51% ▼	40859	1.42% ▲
3	211	-29.43% ▼	21236	-5.14% ▼
4	135	-25.00% ▼	12916	-10.57% ▼
<b>Total All</b>	<b>921</b>	<b>-14.25% ▼</b>	<b>80390</b>	<b>-2.43% ▼</b>

### SOUTHWEST



### NIBRS Administrative Report MTD and YTD

Crime Against	MTD	% Chg	YTD	% Chg
PERSON	58	-9.38% ▼	4380	-3.14% ▼
PROPERTY	74	-37.29% ▼	8622	1.34% ▲
SOCIETY	24	-36.84% ▼	2085	1.71% ▲
<b>Total</b>	<b>156</b>	<b>-29.09% ▼</b>	<b>15087</b>	<b>0.05% ▲</b>

### NIBRS Compstat Daily Report MTD and YTD

CRIME TYPE	MTD	% Chg	YTD	% Chg
Non-Violent	45	-52.13% ▼	6307	2.37% ▲
Violent	24	-4.00% ▼	1652	-3.45% ▼
<b>TOTAL</b>	<b>69</b>	<b>-42.02% ▼</b>	<b>7959</b>	<b>1.11% ▲</b>

### Gun Crime- Offenses Involving Guns MTD and YTD

Crime Category	MTD	% Chg	YTD	% Chg
ASSAULT OFFENSES	15	-6.25% ▼	859	-2.05% ▼
HOMICIDE OFFENSES	0	-100.00% ▼	26	-31.58% ▼
ROBBERY	3	0.00% ▬	245	18.36% ▲
SEX OFFENSES	0	NC	1	-83.33% ▼
<b>Total</b>	<b>18</b>	<b>-10.00% ▼</b>	<b>1131</b>	<b>0.27% ▲</b>

### Arrest Summary MTD and YTD

Arrest Crime Against	MTD	% Chg	YTD	% Chg
PERSON	14	0.00% ▬	1022	-4.31% ▼
PROPERTY	10	100.00% ▲	411	-11.04% ▼
SOCIETY	12	-33.33% ▼	1060	-23.24% ▼
Other Misc	36	16.13% ▲	1973	-6.00% ▼
<b>TOTAL ARRESTS</b>	<b>72</b>	<b>5.88% ▲</b>	<b>4466</b>	<b>-10.86% ▼</b>

### Family Violence Offense MTD and YTD

Crime Category	MTD	% Chg	YTD	% Chg
ASSAULT OFFENSES	31	40.91% ▲	2236	-5.09% ▼
HOMICIDE OFFENSES	0	NC	1	-85.71% ▼
KIDNAPPING/ ABDUCTION	1	0.00% ▬	14	-39.13% ▼
SEX OFFENSES	0	-100.00% ▼	60	-31.82% ▼
<b>Total</b>	<b>32</b>	<b>33.33% ▲</b>	<b>2311</b>	<b>-6.59% ▼</b>





# Dallas Police Department Call, Crime, and Arrest Dashboard

Reports as of: Sunday, December 4, 2022

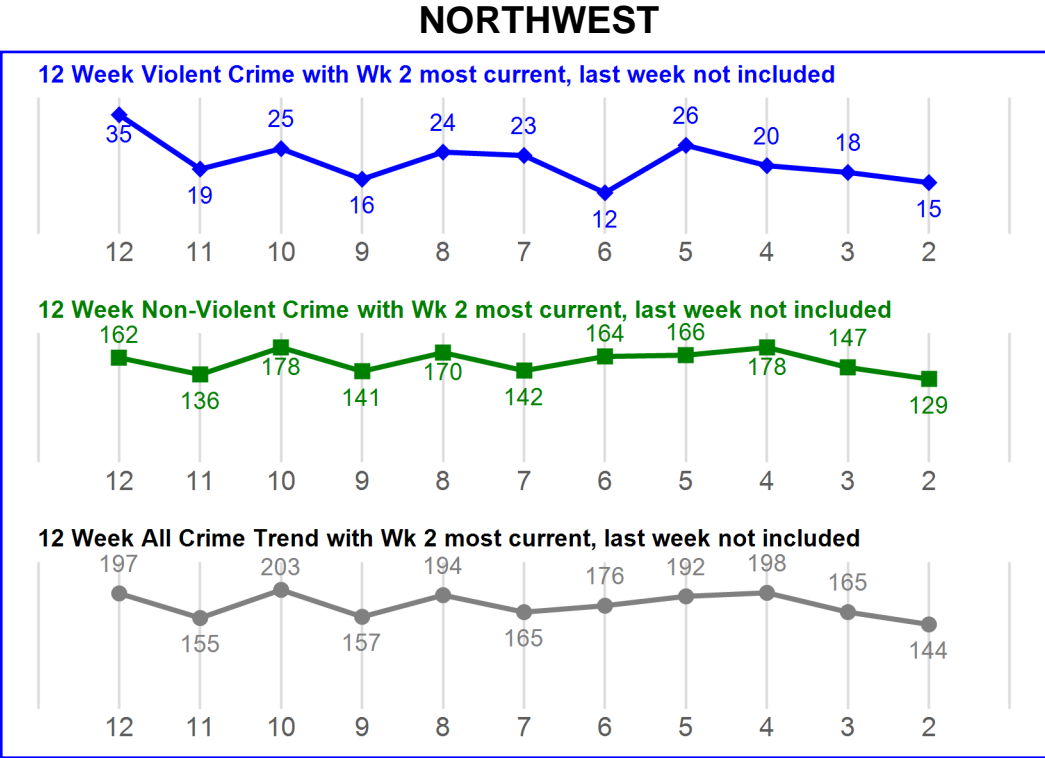
## Response Times MTD and YTD

Priority	MTD	Over / Under vs Lst Yr	YTD	Over / Under vs Lst Yr
1	11.96	2.71 ▲	9.02	0.20 ▲
2	91.52	54.41 ▲	41.47	6.61 ▲
3	465.80	197.21 ▲	207.50	40.94 ▲
4	750.52	401.94 ▲	311.64	61.29 ▲

Over / Under compared to Last Year NOT GOALS

## Dispatched Calls for Service MTD and YTD

Priority	MTD	% Chg	YTD	% Chg
1	57	-8.06% ▼	4521	2.82% ▲
2	447	10.92% ▲	36523	5.95% ▲
3	229	-15.81% ▼	22955	0.29% ▲
4	65	-64.09% ▼	11310	0.23% ▲
<b>Total All</b>	<b>798</b>	<b>-13.07% ▼</b>	<b>75309</b>	<b>3.11% ▲</b>



## NIBRS Administrative Report MTD and YTD

Crime Against	MTD	% Chg	YTD	% Chg
PERSON	27	-27.03% ▼	2948	2.40% ▲
PROPERTY	55	-56.69% ▼	10088	4.56% ▲
SOCIETY	8	-77.14% ▼	1909	-4.93% ▼
<b>Total</b>	<b>90</b>	<b>-54.77% ▼</b>	<b>14945</b>	<b>2.82% ▲</b>

## NIBRS Compstat Daily Report MTD and YTD

CRIME TYPE	MTD	% Chg	YTD	% Chg
Non-Violent	41	-56.38% ▼	7699	3.65% ▲
Violent	15	-6.25% ▼	1104	-4.50% ▼
<b>TOTAL</b>	<b>56</b>	<b>-49.09% ▼</b>	<b>8803</b>	<b>2.55% ▲</b>

## Gun Crime- Offenses Involving Guns MTD and YTD

Crime Category	MTD	% Chg	YTD	% Chg
ASSAULT OFFENSES	5	-50.00% ▼	388	0.00% ▬
HOMICIDE OFFENSES	1	0.00% ▬	12	-7.69% ▼
ROBBERY	1	-83.33% ▼	191	-13.18% ▼
SEX OFFENSES	0	NC	7	0.00% ▬
<b>Total</b>	<b>7</b>	<b>-58.82% ▼</b>	<b>598</b>	<b>-4.78% ▼</b>

## Arrest Summary MTD and YTD

Arrest Crime Against	MTD	% Chg	YTD	% Chg
PERSON	4	-33.33% ▼	692	11.25% ▲
PROPERTY	5	-16.67% ▼	520	6.12% ▲
SOCIETY	11	-38.89% ▼	1504	-21.09% ▼
Other Misc	18	-18.18% ▼	2046	-0.39% ▼
<b>TOTAL ARRESTS</b>	<b>38</b>	<b>-26.92% ▼</b>	<b>4762</b>	<b>-6.11% ▼</b>

## Family Violence Offense MTD and YTD

Crime Category	MTD	% Chg	YTD	% Chg
ASSAULT OFFENSES	11	-15.38% ▼	1303	8.22% ▲
HOMICIDE OFFENSES	0	NC	0	-100.00% ▼
KIDNAPPING/ ABDUCTION	0	NC	15	>100% ▲
SEX OFFENSES	0	-100.00% ▼	31	-40.38% ▼
<b>Total</b>	<b>11</b>	<b>-31.25% ▼</b>	<b>1349</b>	<b>6.64% ▲</b>



# Dallas Police Department Call, Crime, and Arrest Dashboard

Reports as of: Sunday, December 4, 2022

### Response Times MTD and YTD

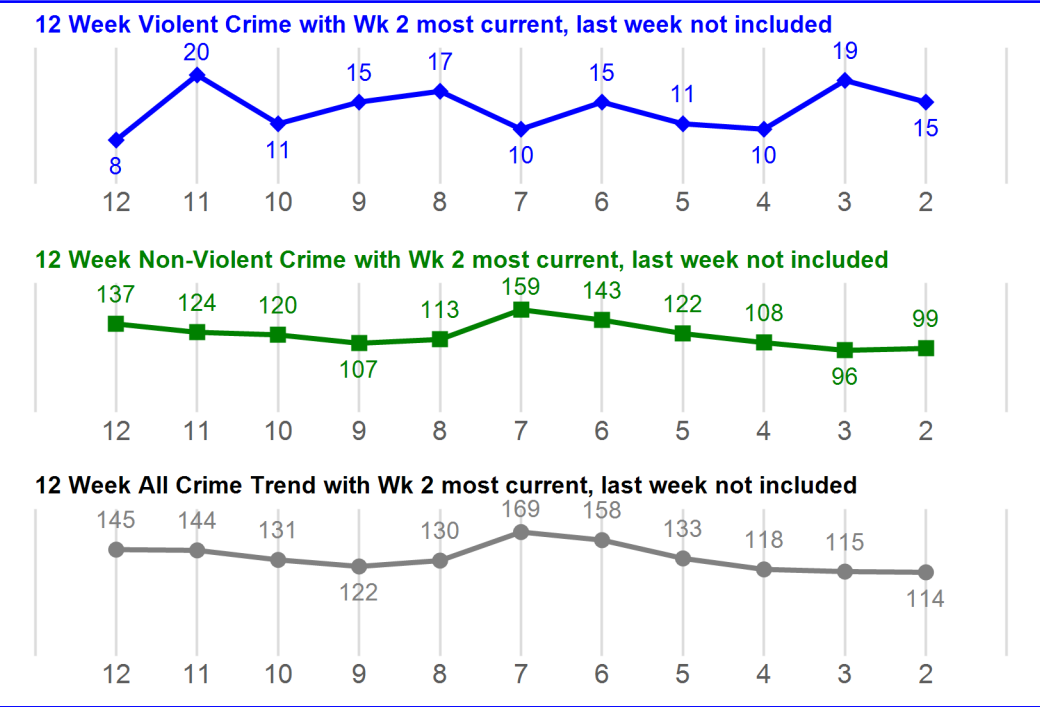
Priority	MTD	Over/Under vs Lst Yr	YTD	Over/Under vs Lst Yr
1	6.22	-1.85 ▼	8.56	-0.04 ▼
2	48.34	9.12 ▲	32.46	1.51 ▲
3	174.83	-46.26 ▼	105.22	-4.05 ▼
4	232.28	-138.58 ▼	146.89	-14.36 ▼

Over / Under compared to Last Year NOT GOALS

### Dispatched Calls for Service MTD and YTD

Priority	MTD	% Chg	YTD	% Chg
1	42	-25.00% ▼	3428	-0.98% ▼
2	305	-17.34% ▼	28655	2.98% ▲
3	167	-16.08% ▼	17323	0.90% ▲
4	142	0.71% ▲	11462	14.79% ▲
<b>Total All</b>	<b>656</b>	<b>-14.25% ▼</b>	<b>60868</b>	<b>4.15% ▲</b>

### NORTH CENTRAL



### NIBRS Administrative Report MTD and YTD

Crime Against	MTD	% Chg	YTD	% Chg
PERSON	28	21.74% ▲	2703	-1.49% ▼
PROPERTY	55	-42.11% ▼	7756	0.54% ▲
SOCIETY	13	>100% ▲	780	25.81% ▲
<b>Total</b>	<b>96</b>	<b>-20.66% ▼</b>	<b>11239</b>	<b>1.45% ▲</b>

### NIBRS Compstat Daily Report MTD and YTD

CRIME TYPE	MTD	% Chg	YTD	% Chg
Non-Violent	44	-42.86% ▼	6111	1.43% ▲
Violent	10	42.86% ▲	780	-8.56% ▼
<b>TOTAL</b>	<b>54</b>	<b>-35.71% ▼</b>	<b>6891</b>	<b>0.19% ▲</b>

### Gun Crime- Offenses Involving Guns MTD and YTD

Crime Category	MTD	% Chg	YTD	% Chg
ASSAULT OFFENSES	4	-20.00% ▼	319	-10.64% ▼
HOMICIDE OFFENSES	0	-100.00% ▼	9	12.50% ▲
ROBBERY	2	0.00% ▬	100	-11.50% ▼
SEX OFFENSES	0	NC	1	-66.67% ▼
<b>Total</b>	<b>6</b>	<b>-25.00% ▼</b>	<b>429</b>	<b>-10.81% ▼</b>

### Arrest Summary MTD and YTD

Arrest Crime Against	MTD	% Chg	YTD	% Chg
PERSON	9	12.50% ▲	700	3.86% ▲
PROPERTY	4	100.00% ▲	261	5.24% ▲
SOCIETY	6	0.00% ▬	536	-10.82% ▼
Other Misc	10	-47.37% ▼	1252	13.00% ▲
<b>TOTAL ARRESTS</b>	<b>29</b>	<b>-17.14% ▼</b>	<b>2749</b>	<b>4.48% ▲</b>

### Family Violence Offense MTD and YTD

Crime Category	MTD	% Chg	YTD	% Chg
ASSAULT OFFENSES	19	35.71% ▲	1505	-1.63% ▼
HOMICIDE OFFENSES	0	NC	2	-33.33% ▼
KIDNAPPING/ ABDUCTION	0	NC	13	0.00% ▬
SEX OFFENSES	1	0.00% ▬	53	-5.36% ▼
<b>Total</b>	<b>20</b>	<b>33.33% ▲</b>	<b>1573</b>	<b>-1.81% ▼</b>



# Dallas Police Department Call, Crime, and Arrest Dashboard

Reports as of: Sunday, December 4, 2022

## Response Times MTD and YTD

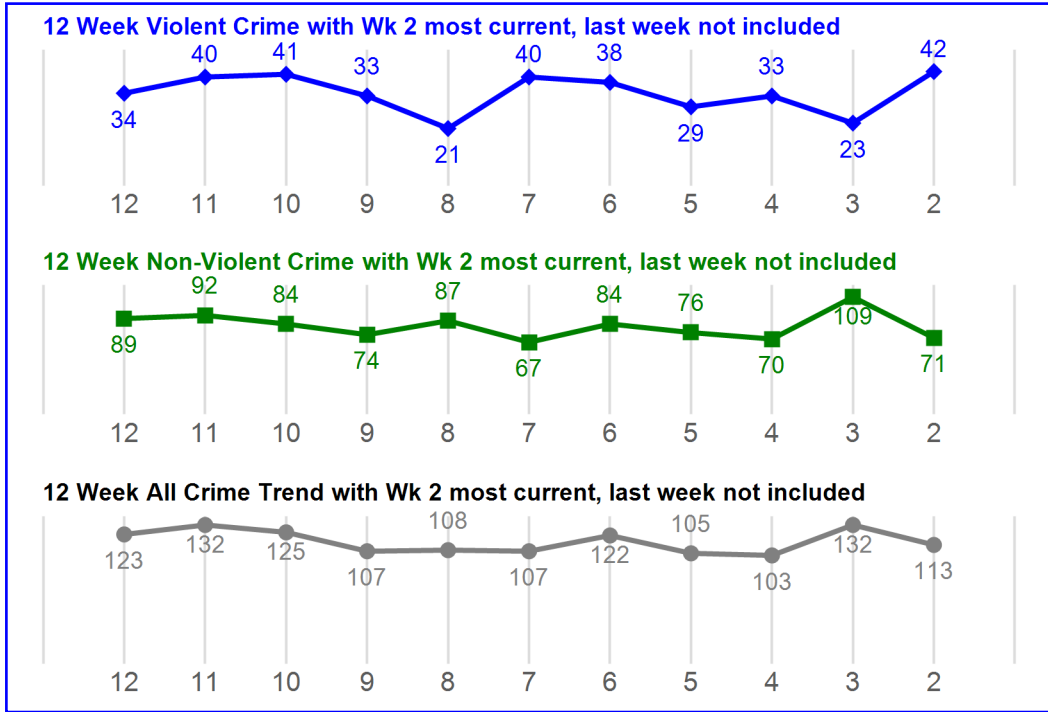
Priority	MTD	Over /Under vs Lst Yr	YTD	Over /Under vs Lst Yr
1	14.80	6.00 ▲	10.89	2.95 ▲
2	125.39	76.35 ▲	84.77	53.28 ▲
3	296.78	16.17 ▲	415.62	270.22 ▲
4	402.80	53.09 ▲	489.15	297.24 ▲

Over / Under compared to Last Year NOT GOALS

## Dispatched Calls for Service MTD and YTD

Priority	MTD	% Chg	YTD	% Chg
1	67	-8.22% ▼	5706	0.74% ▲
2	427	-12.14% ▼	37788	-0.65% ▼
3	197	-17.92% ▼	17657	-11.94% ▼
4	97	-38.99% ▼	10458	-13.00% ▼
<b>Total All</b>	<b>788</b>	<b>-17.75% ▼</b>	<b>71609</b>	<b>-5.50% ▼</b>

## SOUTH CENTRAL



## NIBRS Administrative Report MTD and YTD

Crime Against	MTD	% Chg	YTD	% Chg
PERSON	46	-14.81% ▼	4492	-11.44% ▼
PROPERTY	53	-38.37% ▼	6079	-2.22% ▼
SOCIETY	33	10.00% ▲	1926	-7.31% ▼
<b>Total</b>	<b>132</b>	<b>-22.35% ▼</b>	<b>12497</b>	<b>-6.51% ▼</b>

## NIBRS Compstat Daily Report MTD and YTD

CRIME TYPE	MTD	% Chg	YTD	% Chg
Non-Violent	31	-44.64% ▼	4162	-0.22% ▼
Violent	24	71.43% ▲	1883	-4.71% ▼
<b>TOTAL</b>	<b>55</b>	<b>-21.43% ▼</b>	<b>6045</b>	<b>-1.66% ▼</b>

## Gun Crime- Offenses Involving Guns MTD and YTD

Crime Category	MTD	% Chg	YTD	% Chg
ASSAULT OFFENSES	11	57.14% ▲	1098	0.37% ▲
HOMICIDE OFFENSES	1	0.00% ▬	39	25.81% ▲
ROBBERY	4	33.33% ▲	182	1.68% ▲
SEX OFFENSES	0	NC	3	-50.00% ▼
<b>Total</b>	<b>16</b>	<b>45.45% ▲</b>	<b>1322</b>	<b>0.92% ▲</b>

## Arrest Summary MTD and YTD

Arrest Crime Against	MTD	% Chg	YTD	% Chg
PERSON	8	-46.67% ▼	1082	-17.40% ▼
PROPERTY	5	66.67% ▲	331	-2.07% ▼
SOCIETY	16	-11.11% ▼	1101	-29.92% ▼
Other Misc	44	33.33% ▲	2257	0.71% ▲
<b>TOTAL ARRESTS</b>	<b>73</b>	<b>5.80% ▲</b>	<b>4771</b>	<b>-12.62% ▼</b>

## Family Violence Offense MTD and YTD

Crime Category	MTD	% Chg	YTD	% Chg
ASSAULT OFFENSES	20	-33.33% ▼	2250	-15.19% ▼
HOMICIDE OFFENSES	0	NC	5	25.00% ▲
HUMAN TRAFFICKING	0	NC	0	-100.00% ▼
KIDNAPPING/ ABDUCTION	0	NC	4	-73.33% ▼
SEX OFFENSES	1	NC	61	-29.89% ▼
<b>Total</b>	<b>21</b>	<b>-30.00% ▼</b>	<b>2320</b>	<b>-15.94% ▼</b>