



Dallas Police Department Call, Crime, and Arrest Dashboard

Reports as of: Tuesday, May 24, 2022

Response Times MTD and YTD

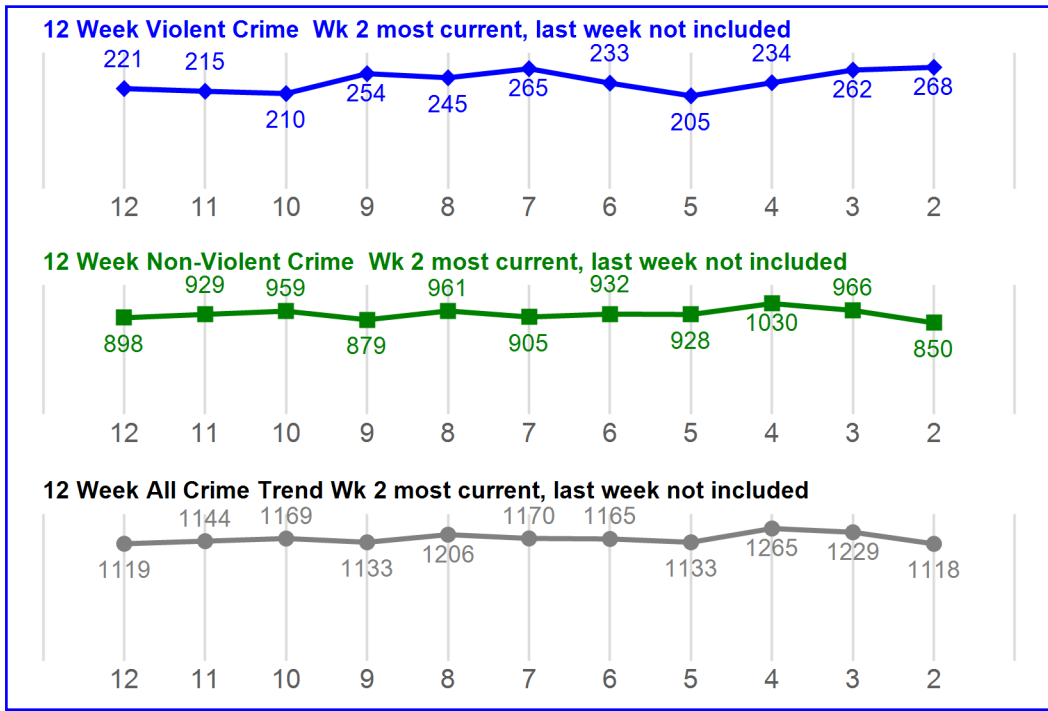
Priority	MTD	Over /Under vs Lst Yr	YTD	Over /Under vs Lst Yr
1	9.18	0.22 ▲	8.60	0.79 ▲
2	57.27	22.87 ▲	47.02	19.60 ▲
3	312.21	142.31 ▲	231.89	126.37 ▲
4	370.87	154.84 ▲	294.76	149.62 ▲

Over / Under compared to Last Year NOT GOALS

Dispatched Calls for Service MTD and YTD

Priority	MTD	% Chg	YTD	% Chg
1	2878	6.08% ▲	14373	4.53% ▲
2	21049	9.01% ▲	112229	3.72% ▲
3	10808	6.08% ▲	61699	3.53% ▲
4	6254	8.50% ▲	35790	10.22% ▲
Total All	40989	7.94% ▲	224091	4.70% ▲

CITY WIDE



NIBRS Administrative Report MTD and YTD

Crime Against	MTD	% Chg	YTD	% Chg
PERSON	2067	0.15% ▲	11390	-2.72% ▼
PROPERTY	3970	-8.48% ▼	24959	3.52% ▲
SOCIETY	785	-4.62% ▼	4926	-8.08% ▼
Total	6822	-5.58% ▼	41275	0.24% ▲

NIBRS Compstat Daily Report MTD and YTD

CRIME TYPE	MTD	% Chg	YTD	% Chg
Violent	872	9.27% ▲	4449	-2.07% ▼
Non-Violent	2905	-10.26% ▼	18606	5.45% ▲
TOTAL	3777	-6.39% ▼	23055	3.91% ▲

Gun Crime- Offenses Involving Guns MTD and YTD

Crime Category	MTD	% Chg	YTD	% Chg
ASSAULT OFFENSES	420	7.97% ▲	2245	4.91% ▲
HOMICIDE OFFENSES	15	50.00% ▲	80	5.26% ▲
ROBBERY	126	22.33% ▲	591	5.35% ▲
SEX OFFENSES	0	-100.00% ▼	8	-33.33% ▼
Total	561	10.65% ▲	2924	4.84% ▲

Arrest Summary MTD and YTD

Arrest Crime Against	MTD	% Chg	YTD	% Chg
PERSON	500	-2.34% ▼	2842	-4.12% ▼
PROPERTY	195	-3.47% ▼	1091	-10.72% ▼
SOCIETY	515	-32.77% ▼	3225	-35.28% ▼
Other Misc	1148	5.81% ▲	6430	10.58% ▲
Total Arrests	2358	-8.07% ▼	13588	-9.32% ▼

Family Violence Offense MTD and YTD

Crime Category	MTD	% Chg	YTD	% Chg
ASSAULT OFFENSES	998	-2.54% ▼	5460	-3.77% ▼
HOMICIDE OFFENSES	2	-50.00% ▼	14	-6.67% ▼
HUMAN TRAFFICKING	0	NC	1	NC
KIDNAPPING/ ABDUCTION	11	57.14% ▲	44	-4.35% ▼
SEX OFFENSES	28	-28.21% ▼	170	-18.27% ▼
Total	1039	-3.26% ▼	5689	-4.27% ▼



Dallas Police Department Call, Crime, and Arrest Dashboard

Reports as of: Tuesday, May 24, 2022

Response Times MTD and YTD

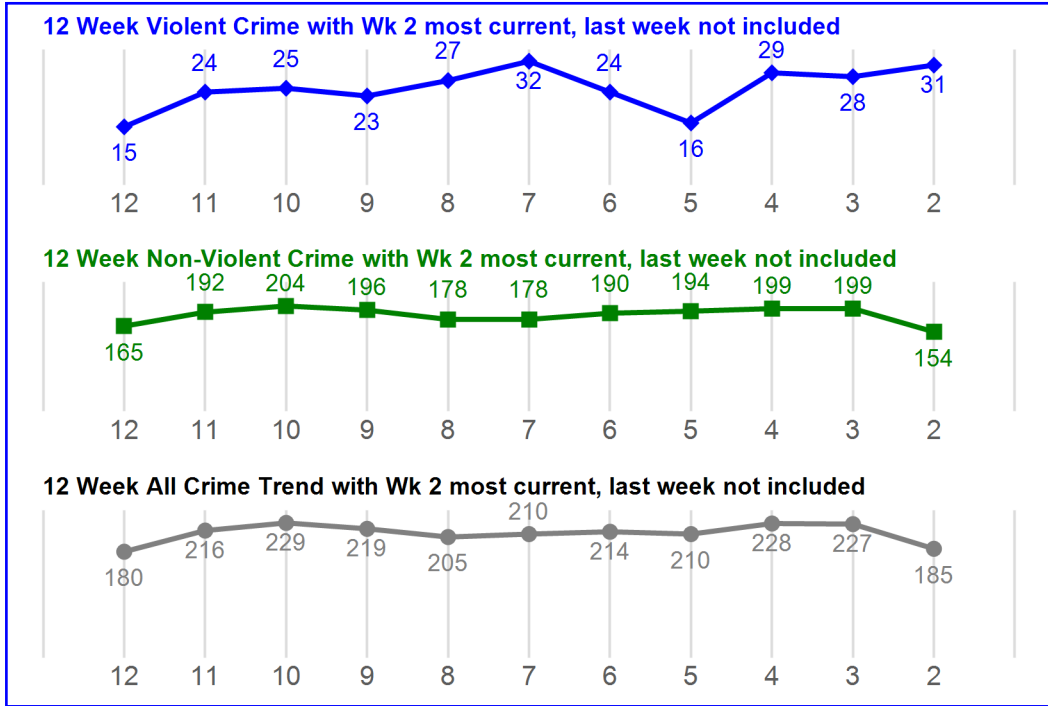
Priority	MTD	Over/Under vs Lst Yr	YTD	Over/Under vs Lst Yr
1	7.10	-0.66 ▼	6.84	0.23 ▲
2	28.72	2.10 ▲	29.36	5.52 ▲
3	122.04	25.07 ▲	95.27	13.75 ▲
4	185.36	54.13 ▲	142.11	19.73 ▲

Over / Under compared to Last Year NOT GOALS

Dispatched Calls for Service MTD and YTD

Priority	MTD	% Chg	YTD	% Chg
1	389	28.81% ▲	1954	23.75% ▲
2	3093	18.28% ▲	16329	14.47% ▲
3	1718	16.47% ▲	9533	13.64% ▲
4	883	8.21% ▲	5006	16.72% ▲
Total All	6083	16.80% ▲	32822	15.08% ▲

CENTRAL



NIBRS Administrative Report MTD and YTD

Crime Against	MTD	% Chg	YTD	% Chg
PERSON	201	5.24% ▲	1155	-2.94% ▼
PROPERTY	718	-4.77% ▼	4497	8.65% ▲
SOCIETY	103	-4.63% ▼	600	-9.64% ▼
Total	1022	-2.94% ▼	6252	4.32% ▲

NIBRS Compstat Daily Report MTD and YTD

CRIME TYPE	MTD	% Chg	YTD	% Chg
Non-Violent	569	-4.53% ▼	3661	14.09% ▲
Violent	104	65.08% ▲	441	5.25% ▲
TOTAL	673	2.12% ▲	4102	13.07% ▲

Gun Crime- Offenses Involving Guns MTD and YTD

Crime Category	MTD	% Chg	YTD	% Chg
ASSAULT OFFENSES	36	33.33% ▲	188	9.30% ▲
HOMICIDE OFFENSES	3	NC	10	>100%
ROBBERY	20	>100%	60	30.43% ▲
SEX OFFENSES	0	-100.00% ▼	1	-50.00% ▼
Total	59	63.89% ▲	259	15.63% ▲

Arrest Summary MTD and YTD

Arrest Crime Against	MTD	% Chg	YTD	% Chg
PERSON	39	-22.00% ▼	319	-1.85% ▼
PROPERTY	34	61.90% ▲	153	5.52% ▲
SOCIETY	86	-34.35% ▼	592	-23.22% ▼
Other Misc	222	48.00% ▲	1223	46.12% ▲
TOTAL ARRESTS	381	8.24% ▲	2287	10.06% ▲

Family Violence Offense MTD and YTD

Crime Category	MTD	% Chg	YTD	% Chg
ASSAULT OFFENSES	71	-6.58% ▼	430	-2.93% ▼
HOMICIDE OFFENSES	0	NC	0	-100.00% ▼
KIDNAPPING/ ABDUCTION	1	NC	3	0.00% ▼
SEX OFFENSES	2	-60.00% ▼	14	-46.15% ▼
Total	74	-8.64% ▼	447	-5.89% ▼



Dallas Police Department Call, Crime, and Arrest Dashboard

Reports as of: Tuesday, May 24, 2022

Response Times MTD and YTD

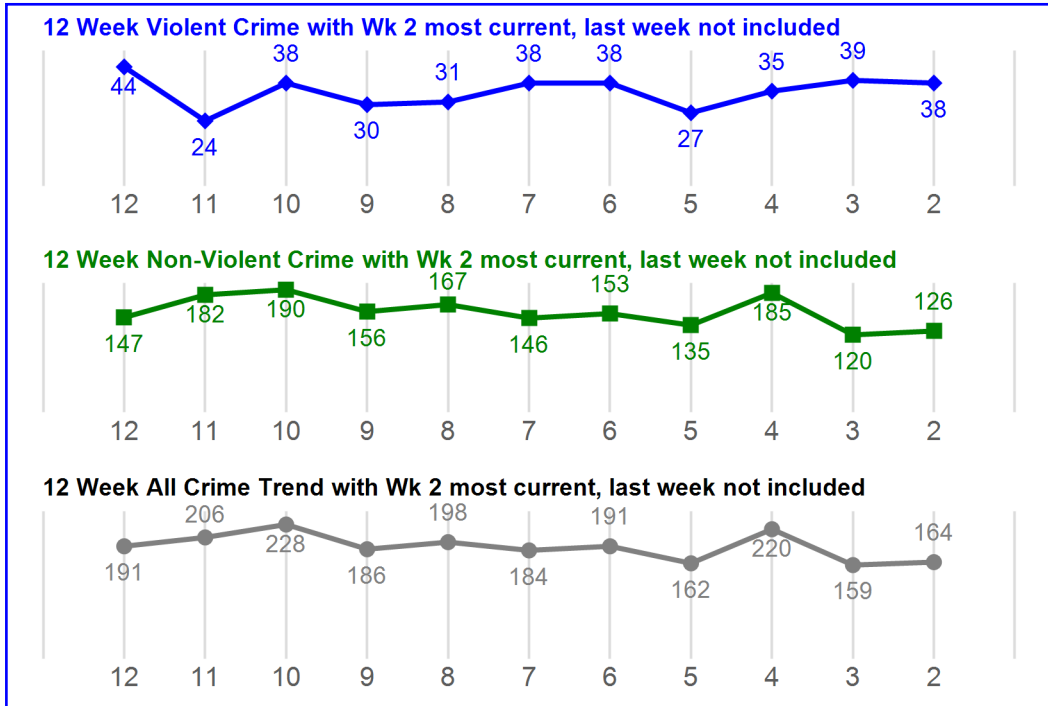
Priority	MTD	Over/Under vs Lst Yr	YTD	Over/Under vs Lst Yr
1	8.52	0.40 ▲	8.32	0.38 ▲
2	72.97	37.10 ▲	60.24	30.52 ▲
3	618.55	398.15 ▲	526.03	387.87 ▲
4	652.15	367.71 ▲	652.10	461.50 ▲

Over / Under compared to Last Year NOT GOALS

Dispatched Calls for Service MTD and YTD

Priority	MTD	% Chg	YTD	% Chg
1	477	5.76% ▲	2412	3.34% ▲
2	3658	4.54% ▲	20035	3.41% ▲
3	1610	-10.11% ▼	9912	-3.76% ▼
4	880	-4.35% ▼	5335	2.91% ▲
Total All	6625	-0.54% ▼	37694	1.35% ▲

NORTHEAST



NIBRS Administrative Report MTD and YTD

Crime Against	MTD	% Chg	YTD	% Chg
PERSON	331	-14.03% ▼	1951	-4.03% ▼
PROPERTY	583	-29.93% ▼	4279	-2.84% ▼
SOCIETY	116	-17.73% ▼	787	-9.75% ▼
Total	1030	-24.15% ▼	7017	-4.00% ▼

NIBRS Compstat Daily Report MTD and YTD

CRIME TYPE	MTD	% Chg	YTD	% Chg
Non-Violent	394	-34.33% ▼	3115	-2.29% ▼
Violent	134	0.00% ▬	706	-4.85% ▼
TOTAL	528	-28.07% ▼	3821	-2.77% ▼

Gun Crime- Offenses Involving Guns MTD and YTD

Crime Category	MTD	% Chg	YTD	% Chg
ASSAULT OFFENSES	60	11.11% ▲	322	-0.92% ▼
HOMICIDE OFFENSES	0	-100.00% ▼	10	-16.67% ▼
ROBBERY	25	8.70% ▲	132	23.36% ▲
SEX OFFENSES	0	NC	0	-100.00% ▼
Total	85	6.25% ▲	464	4.27% ▲

Arrest Summary MTD and YTD

Arrest Crime Against	MTD	% Chg	YTD	% Chg
PERSON	79	-30.70% ▼	500	-7.58% ▼
PROPERTY	29	-23.68% ▼	197	7.65% ▲
SOCIETY	60	-39.39% ▼	431	-38.87% ▼
Other Misc	203	21.56% ▲	1020	18.60% ▲
TOTAL ARRESTS	371	-11.24% ▼	2148	-6.16% ▼

Family Violence Offense MTD and YTD

Crime Category	MTD	% Chg	YTD	% Chg
ASSAULT OFFENSES	181	-12.98% ▼	1030	-2.46% ▼
HOMICIDE OFFENSES	1	NC	4	33.33% ▲
KIDNAPPING/ ABDUCTION	3	50.00% ▲	11	10.00% ▲
SEX OFFENSES	1	-75.00% ▼	41	28.13% ▲
Total	186	-13.08% ▼	1086	-1.36% ▼



Dallas Police Department Call, Crime, and Arrest Dashboard

Reports as of: Tuesday, May 24, 2022

Response Times MTD and YTD

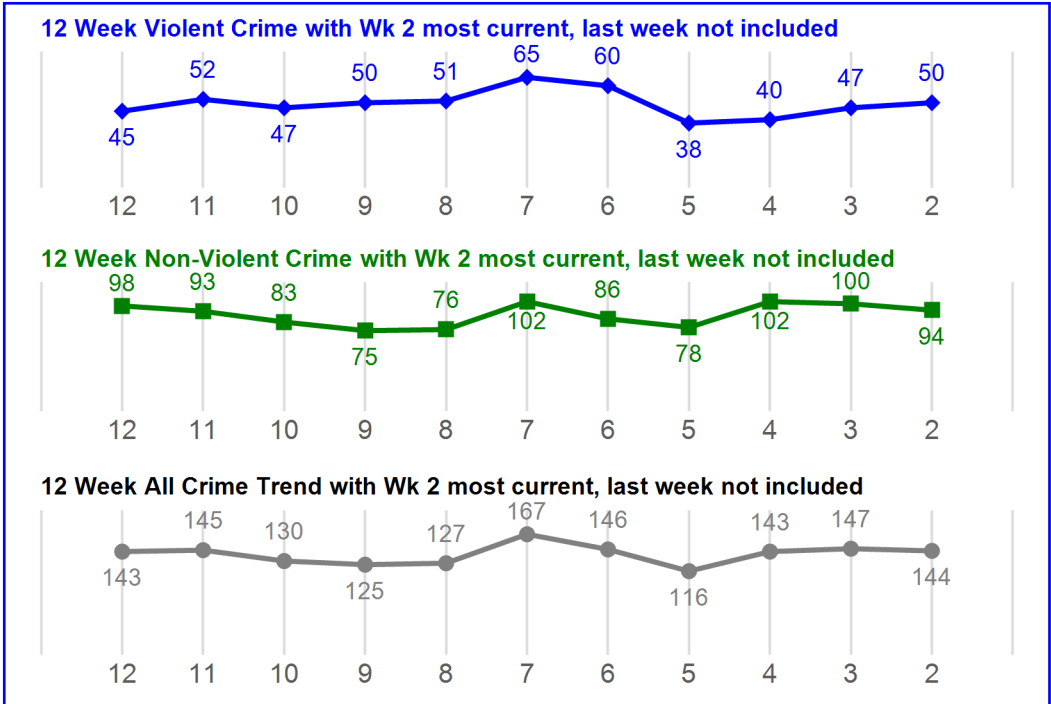
Priority	MTD	Over / Under vs Lst Yr	YTD	Over / Under vs Lst Yr
1	9.62	1.65 ▲	8.95	1.09 ▲
2	98.80	56.67 ▲	69.41	34.51 ▲
3	444.17	256.03 ▲	316.37	175.00 ▲
4	486.91	243.21 ▲	386.64	192.35 ▲

Over / Under compared to Last Year NOT GOALS

Dispatched Calls for Service MTD and YTD

Priority	MTD	% Chg	YTD	% Chg
1	461	-6.49% ▼	2197	-10.40% ▼
2	3171	7.20% ▲	16640	0.28% ▲
3	1422	0.85% ▲	8162	0.28% ▲
4	879	-11.48% ▼	4994	-1.46% ▼
Total All	5933	1.35% ▲	31993	-0.80% ▼

SOUTHEAST



NIBRS Administrative Report MTD and YTD

Crime Against	MTD	% Chg	YTD	% Chg
PERSON	375	1.35% ▲	2110	-3.78% ▼
PROPERTY	458	-2.14% ▼	2656	-0.90% ▼
SOCIETY	122	-15.86% ▼	782	-26.98% ▼
Total	955	-2.85% ▼	5548	-6.66% ▼

NIBRS Compstat Daily Report MTD and YTD

CRIME TYPE	MTD	% Chg	YTD	% Chg
Non-Violent	299	-5.68% ▼	1761	-1.34% ▼
Violent	167	15.17% ▲	913	-1.51% ▼
TOTAL	466	0.87% ▲	2674	-1.40% ▼

Gun Crime- Offenses Involving Guns MTD and YTD

Crime Category	MTD	% Chg	YTD	% Chg
ASSAULT OFFENSES	88	0.00% ▬	529	2.92% ▲
HOMICIDE OFFENSES	4	100.00% ▲	20	-4.76% ▼
ROBBERY	22	69.23% ▲	84	3.70% ▲
SEX OFFENSES	0	NC	0	NC
Total	114	10.68% ▲	633	2.76% ▲

Arrest Summary MTD and YTD

Arrest Crime Against	MTD	% Chg	YTD	% Chg
PERSON	96	4.35% ▲	503	-5.45% ▼
PROPERTY	22	-42.11% ▼	128	-42.34% ▼
SOCIETY	63	-47.93% ▼	438	-44.70% ▼
Other Misc	176	1.15% ▲	894	-11.04% ▼
TOTAL ARRESTS	357	-16.00% ▼	1963	-23.05% ▼

Family Violence Offense MTD and YTD

Crime Category	MTD	% Chg	YTD	% Chg
ASSAULT OFFENSES	176	-5.88% ▼	1006	-0.49% ▼
HOMICIDE OFFENSES	0	NC	3	50.00% ▲
HUMAN TRAFFICKING	0	NC	1	NC
KIDNAPPING/ ABDUCTION	0	-100.00% ▼	5	-44.44% ▼
SEX OFFENSES	7	75.00% ▲	29	-17.14% ▼
Total	183	-5.18% ▼	1044	-1.23% ▼



Dallas Police Department Call, Crime, and Arrest Dashboard

Reports as of: Tuesday, May 24, 2022

Response Times MTD and YTD

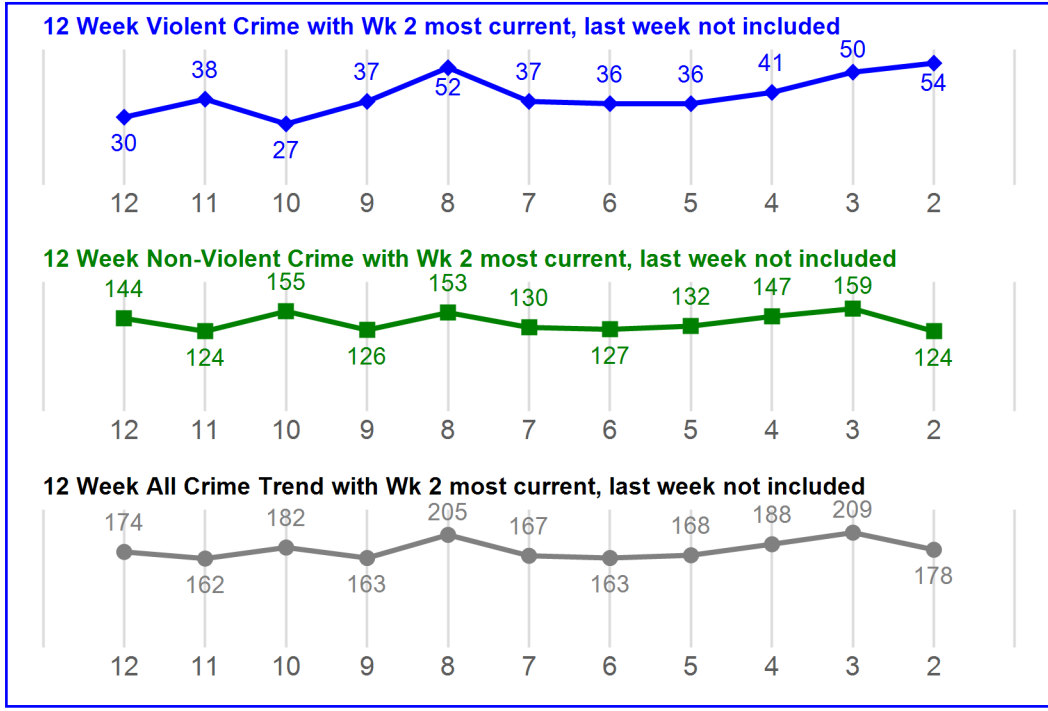
Priority	MTD	Over/Under vs Lst Yr	YTD	Over/Under vs Lst Yr
1	9.10	0.98 ▲	8.88	1.28 ▲
2	46.33	14.88 ▲	40.58	16.69 ▲
3	280.60	90.87 ▲	177.18	81.72 ▲
4	328.75	102.77 ▲	221.93	93.89 ▲

Over / Under compared to Last Year NOT GOALS

Dispatched Calls for Service MTD and YTD

Priority	MTD	% Chg	YTD	% Chg
1	462	17.56% ▲	2173	3.92% ▲
2	3225	12.41% ▲	16989	2.91% ▲
3	1703	11.89% ▲	9523	6.72% ▲
4	1052	13.61% ▲	5857	6.51% ▲
Total All	6442	12.82% ▲	34542	4.61% ▲

SOUTHWEST



NIBRS Administrative Report MTD and YTD

Crime Against	MTD	% Chg	YTD	% Chg
PERSON	354	4.42% ▲	1841	-4.81% ▼
PROPERTY	627	4.15% ▲	3752	7.85% ▲
SOCIETY	127	9.48% ▲	820	9.04% ▲
Total	1108	4.82% ▲	6413	4.02% ▲

NIBRS Compstat Daily Report MTD and YTD

CRIME TYPE	MTD	% Chg	YTD	% Chg
Non-Violent	458	5.53% ▲	2763	11.28% ▲
Violent	150	0.00% ▬	700	-10.26% ▼
TOTAL	608	4.11% ▲	3463	6.13% ▲

Gun Crime- Offenses Involving Guns MTD and YTD

Crime Category	MTD	% Chg	YTD	% Chg
ASSAULT OFFENSES	77	-9.41% ▼	364	-8.31% ▼
HOMICIDE OFFENSES	1	NC	10	-9.09% ▼
ROBBERY	22	4.76% ▲	105	2.94% ▲
SEX OFFENSES	0	NC	0	NC
Total	100	-5.66% ▼	479	-6.08% ▼

Arrest Summary MTD and YTD

Arrest Crime Against	MTD	% Chg	YTD	% Chg
PERSON	70	2.94% ▲	420	-8.10% ▼
PROPERTY	24	-4.00% ▼	161	-17.44% ▼
SOCIETY	60	-40.59% ▼	421	-36.60% ▼
Other Misc	136	-9.93% ▼	825	-1.55% ▼
TOTAL ARRESTS	290	-15.94% ▼	1827	-15.18% ▼

Family Violence Offense MTD and YTD

Crime Category	MTD	% Chg	YTD	% Chg
ASSAULT OFFENSES	168	7.01% ▲	915	-7.67% ▼
HOMICIDE OFFENSES	0	-100.00% ▼	1	-66.67% ▼
KIDNAPPING/ ABDUCTION	1	-50.00% ▼	6	-40.00% ▼
SEX OFFENSES	4	-33.33% ▼	18	-55.00% ▼
Total	173	4.22% ▲	940	-9.96% ▼



Dallas Police Department Call, Crime, and Arrest Dashboard

Reports as of: Tuesday, May 24, 2022

Response Times MTD and YTD

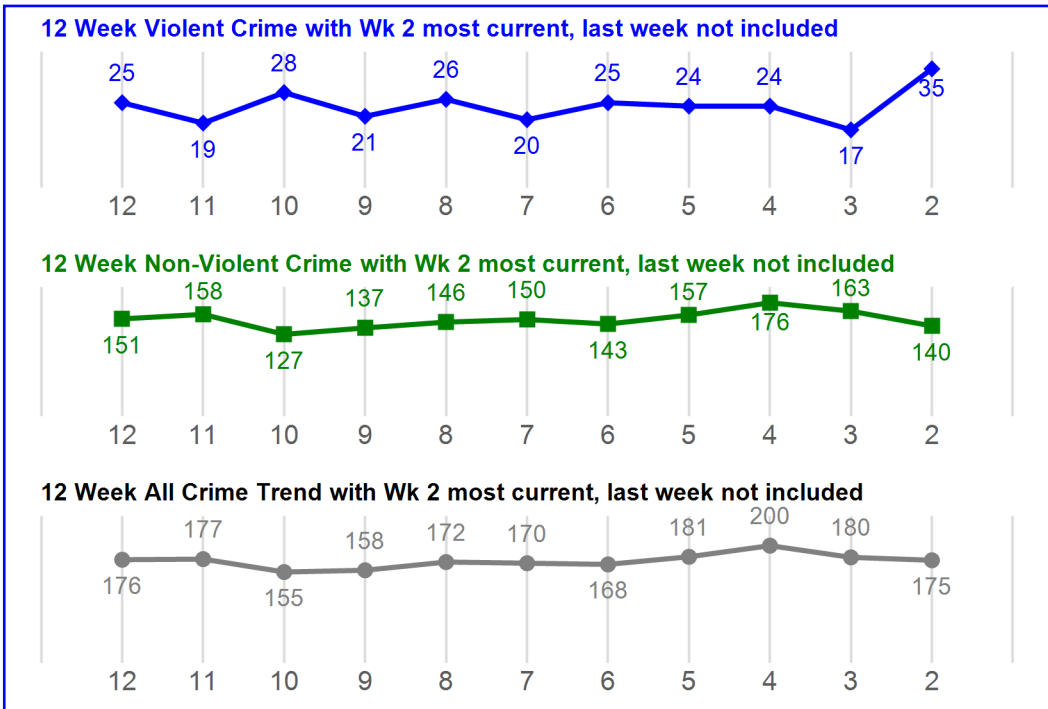
Priority	MTD	Over /Under vs Lst Yr	YTD	Over /Under vs Lst Yr
1	9.81	-5.17 ▼	8.83	-0.22 ▼
2	36.94	0.69 ▲	36.22	9.35 ▲
3	224.66	51.87 ▲	153.41	59.81 ▲
4	348.00	127.38 ▲	237.15	105.04 ▲

Over / Under compared to Last Year NOT GOALS

Dispatched Calls for Service MTD and YTD

Priority	MTD	% Chg	YTD	% Chg
1	347	-5.71% ▼	1855	8.73% ▲
2	2720	8.89% ▲	14871	5.78% ▲
3	1654	13.29% ▲	9600	7.11% ▲
4	855	15.70% ▲	4968	17.28% ▲
Total All	5576	10.09% ▲	31294	8.05% ▲

NORTHWEST



NIBRS Administrative Report MTD and YTD

Crime Against	MTD	% Chg	YTD	% Chg
PERSON	222	0.45% ▲	1231	5.94% ▲
PROPERTY	661	0.00% ▬	4057	3.28% ▲
SOCIETY	123	0.00% ▬	796	-0.75% ▼
Total	1006	0.10% ▲	6084	3.26% ▲

NIBRS Compstat Daily Report MTD and YTD

CRIME TYPE	MTD	% Chg	YTD	% Chg
Non-Violent	505	-3.07% ▼	3067	1.46% ▲
Violent	91	-5.21% ▼	465	-3.33% ▼
TOTAL	596	-3.40% ▼	3532	0.80% ▲

Gun Crime- Offenses Involving Guns MTD and YTD

Crime Category	MTD	% Chg	YTD	% Chg
ASSAULT OFFENSES	40	14.29% ▲	158	1.28% ▲
HOMICIDE OFFENSES	2	0.00% ▬	6	-25.00% ▼
ROBBERY	12	-29.41% ▼	90	1.12% ▲
SEX OFFENSES	0	NC	5	66.67% ▲
Total	54	0.00% ▬	259	1.17% ▲

Arrest Summary MTD and YTD

Arrest Crime Against	MTD	% Chg	YTD	% Chg
PERSON	56	36.59% ▲	282	21.03% ▲
PROPERTY	34	-12.82% ▼	212	-1.85% ▼
SOCIETY	88	-38.03% ▼	615	-32.71% ▼
Other Misc	161	2.55% ▲	910	8.20% ▲
TOTAL ARRESTS	339	-10.55% ▼	2019	-8.39% ▼

Family Violence Offense MTD and YTD

Crime Category	MTD	% Chg	YTD	% Chg
ASSAULT OFFENSES	90	5.88% ▲	511	10.37% ▲
HOMICIDE OFFENSES	0	-100.00% ▼	0	-100.00% ▼
KIDNAPPING/ ABDUCTION	0	NC	7	>100%
SEX OFFENSES	3	-40.00% ▼	15	-6.25% ▼
Total	93	2.20% ▲	533	10.58% ▲



Dallas Police Department Call, Crime, and Arrest Dashboard

Reports as of: Tuesday, May 24, 2022

Response Times MTD and YTD

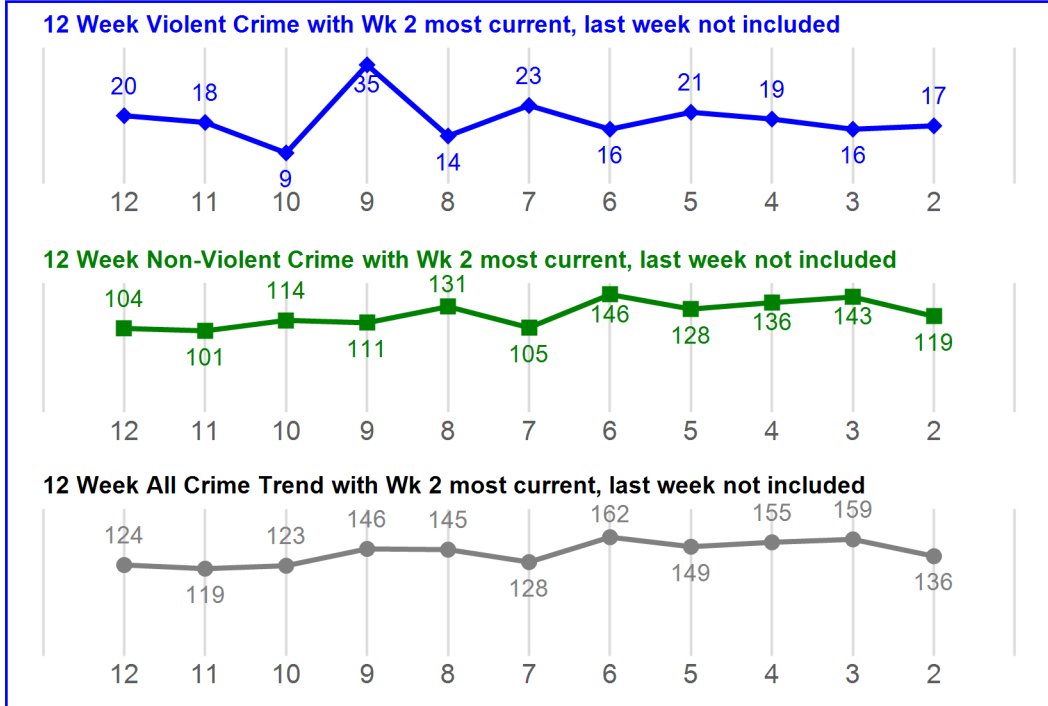
Priority	MTD	Over/Under vs Lst Yr	YTD	Over/Under vs Lst Yr
1	8.76	0.28 ▲	8.63	0.44 ▲
2	33.45	2.15 ▲	28.76	2.63 ▲
3	125.64	12.46 ▲	81.56	-1.40 ▼
4	177.15	21.83 ▲	121.66	11.26 ▲

Over / Under compared to Last Year NOT GOALS

Dispatched Calls for Service MTD and YTD

Priority	MTD	% Chg	YTD	% Chg
1	234	-14.91% ▼	1429	11.64% ▲
2	2181	9.82% ▲	11799	3.59% ▲
3	1308	11.99% ▲	7257	6.41% ▲
4	875	35.24% ▲	4845	29.75% ▲
Total All	4598	12.81% ▲	25330	9.07% ▲

NORTH CENTRAL



NIBRS Administrative Report MTD and YTD

Crime Against	MTD	% Chg	YTD	% Chg
PERSON	196	8.89% ▲	1187	11.56% ▲
PROPERTY	478	-19.93% ▼	3102	-0.39% ▼
SOCIETY	44	-15.38% ▼	327	20.22% ▲
Total	718	-13.39% ▼	4616	3.73% ▲

NIBRS Compstat Daily Report MTD and YTD

CRIME TYPE	MTD	% Chg	YTD	% Chg
Non-Violent	386	-17.34% ▼	2430	0.45% ▲
Violent	57	1.79% ▲	377	14.24% ▲
TOTAL	443	-15.30% ▼	2807	2.11% ▲

Gun Crime- Offenses Involving Guns MTD and YTD

Crime Category	MTD	% Chg	YTD	% Chg
ASSAULT OFFENSES	18	-18.18% ▼	177	63.89% ▲
HOMICIDE OFFENSES	0	-100.00% ▼	4	100.00% ▲
ROBBERY	7	0.00% ▬	42	-27.59% ▼
SEX OFFENSES	0	NC	0	-100.00% ▼
Total	25	-16.67% ▼	223	31.95% ▲

Arrest Summary MTD and YTD

Arrest Crime Against	MTD	% Chg	YTD	% Chg
PERSON	57	16.33% ▲	297	7.22% ▲
PROPERTY	21	>100% ▲	91	-14.15% ▼
SOCIETY	40	-23.08% ▼	192	-36.63% ▼
Other Misc	83	5.06% ▲	550	26.15% ▲
TOTAL ARRESTS	201	6.35% ▲	1130	0.71% ▲

Family Violence Offense MTD and YTD

Crime Category	MTD	% Chg	YTD	% Chg
ASSAULT OFFENSES	116	11.54% ▲	624	3.31% ▲
HOMICIDE OFFENSES	0	-100.00% ▼	2	100.00% ▲
KIDNAPPING/ ABDUCTION	4	NC	8	33.33% ▲
SEX OFFENSES	6	>100% ▲	28	33.33% ▲
Total	126	17.76% ▲	662	4.75% ▲



Dallas Police Department Call, Crime, and Arrest Dashboard

Reports as of: Tuesday, May 24, 2022

Response Times MTD and YTD

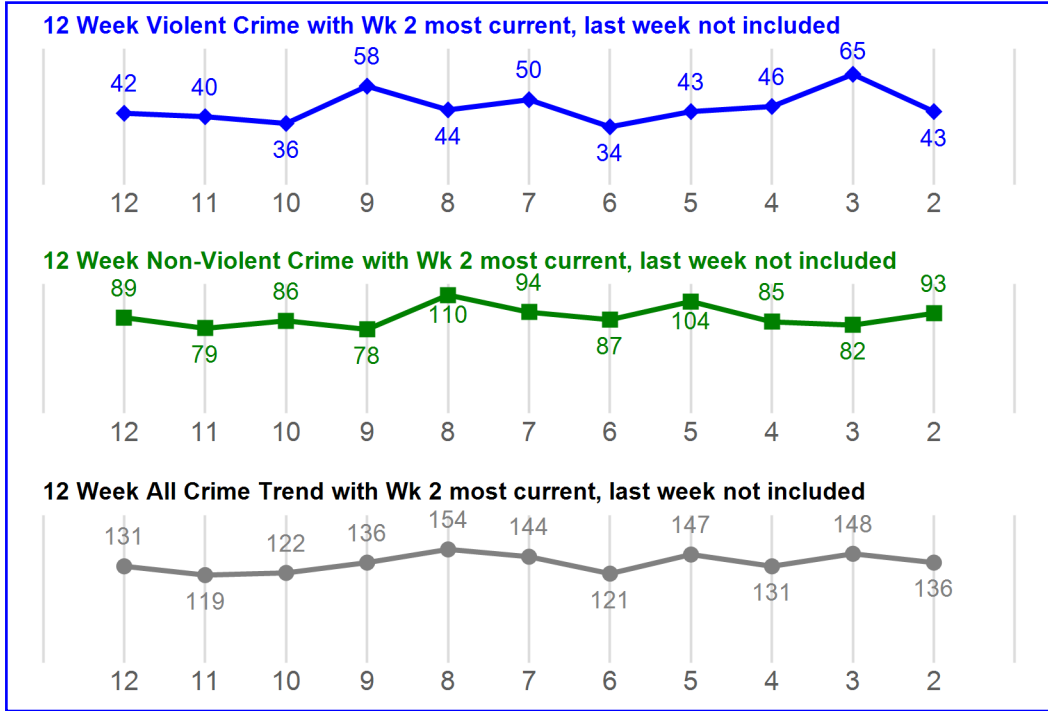
Priority	MTD	Over /Under vs Lst Yr	YTD	Over /Under vs Lst Yr
1	10.79	3.12 ▲	9.53	2.02 ▲
2	71.06	35.77 ▲	55.99	30.84 ▲
3	380.79	194.65 ▲	244.44	148.85 ▲
4	436.51	208.69 ▲	300.65	177.72 ▲

Over / Under compared to Last Year NOT GOALS

Dispatched Calls for Service MTD and YTD

Priority	MTD	% Chg	YTD	% Chg
1	508	17.87% ▲	2353	1.95% ▲
2	3001	4.06% ▲	15566	-2.83% ▼
3	1393	2.20% ▲	7712	-4.33% ▼
4	830	14.80% ▲	4785	7.26% ▲
Total All	5732	6.13% ▲	30416	-1.40% ▼

SOUTH CENTRAL



NIBRS Administrative Report MTD and YTD

Crime Against	MTD	% Chg	YTD	% Chg
PERSON	388	2.65% ▲	1915	-10.18% ▼
PROPERTY	445	4.95% ▲	2616	10.52% ▲
SOCIETY	150	8.70% ▲	814	-12.10% ▼
Total	983	4.57% ▲	5345	-1.47% ▼

NIBRS Compstat Daily Report MTD and YTD

CRIME TYPE	MTD	% Chg	YTD	% Chg
Non-Violent	294	-2.65% ▼	1809	17.62% ▲
Violent	169	9.74% ▲	847	-1.97% ▼
TOTAL	463	1.54% ▲	2656	10.57% ▲

Gun Crime- Offenses Involving Guns MTD and YTD

Crime Category	MTD	% Chg	YTD	% Chg
ASSAULT OFFENSES	101	29.49% ▲	507	8.33% ▲
HOMICIDE OFFENSES	5	>100%	20	11.11% ▲
ROBBERY	18	20.00% ▲	78	0.00% ▬
SEX OFFENSES	0	-100.00% ▼	2	-60.00% ▼
Total	124	26.53% ▲	607	6.68% ▲

Arrest Summary MTD and YTD

Arrest Crime Against	MTD	% Chg	YTD	% Chg
PERSON	97	1.04% ▲	472	-15.86% ▼
PROPERTY	19	-26.92% ▼	107	-25.69% ▼
SOCIETY	112	-5.88% ▼	510	-38.41% ▼
Other Misc	155	-24.39% ▼	917	-6.52% ▼
TOTAL ARRESTS	383	-14.13% ▼	2006	-20.21% ▼

Family Violence Offense MTD and YTD

Crime Category	MTD	% Chg	YTD	% Chg
ASSAULT OFFENSES	196	-5.31% ▼	944	-14.65% ▼
HOMICIDE OFFENSES	1	0.00% ▬	4	100.00% ▲
KIDNAPPING/ ABDUCTION	2	100.00% ▲	4	-33.33% ▼
SEX OFFENSES	5	-61.54% ▼	25	-34.21% ▼
Total	204	-8.11% ▼	977	-15.19% ▼