



Dallas Police Department Call, Crime, and Arrest Dashboard

Reports as of: Tuesday, March 29, 2022

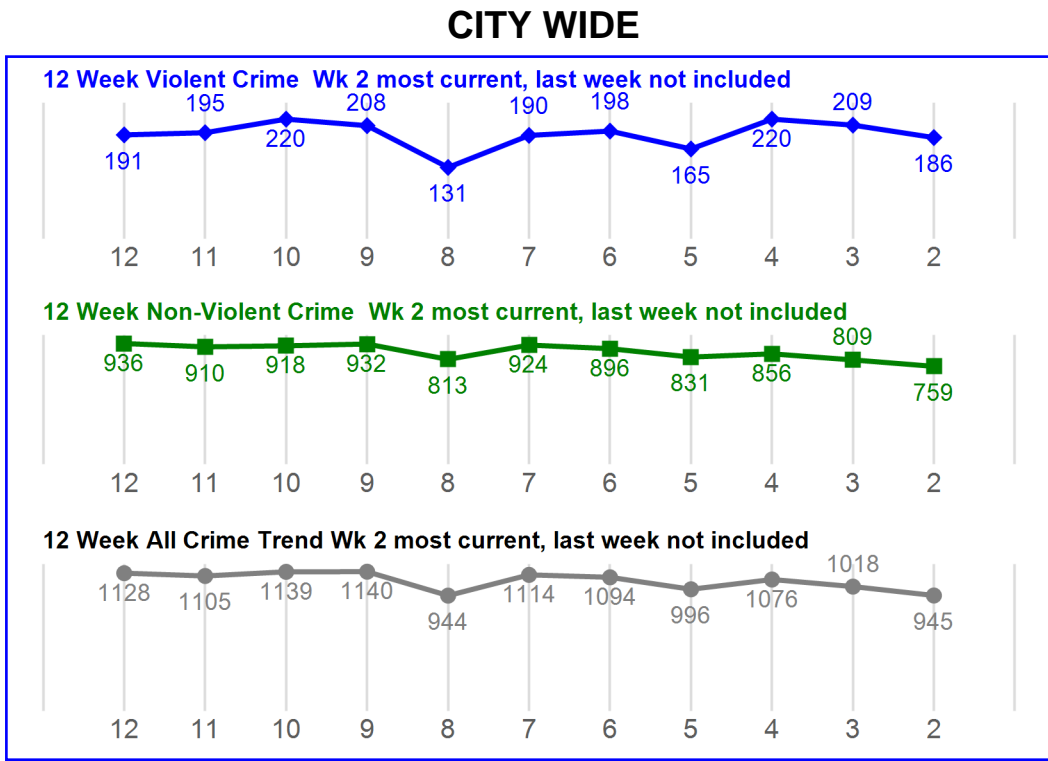
Response Times MTD and YTD

Priority	MTD	Over /Under vs Lst Yr	YTD	Over /Under vs Lst Yr
1	8.32	1.04 ▲	8.25	0.70 ▲
2	47.54	22.61 ▲	41.77	16.92 ▲
3	243.00	151.20 ▲	197.99	114.49 ▲
4	321.25	187.05 ▲	256.07	138.02 ▲

Over / Under compared to Last Year NOT GOALS

Dispatched Calls for Service MTD and YTD

Priority	MTD	% Chg	YTD	% Chg
1	2771	1.17% ▲	8015	3.13% ▲
2	22567	1.47% ▲	64622	1.79% ▲
3	12475	1.18% ▲	36792	2.89% ▲
4	7204	7.99% ▲	20972	9.99% ▲
Total All	45017	2.36% ▲	130401	3.42% ▲



NIBRS Administrative Report MTD and YTD

Crime Against	MTD	% Chg	YTD	% Chg
PERSON	1979	-17.40% ▼	6344	-8.85% ▼
PROPERTY	3943	-18.16% ▼	13950	-3.01% ▼
SOCIETY	917	-28.30% ▼	2916	-10.44% ▼
Total	6839	-19.47% ▼	23210	-5.65% ▼

NIBRS Compstat Daily Report MTD and YTD

CRIME TYPE	MTD	% Chg	YTD	% Chg
Violent	812	-8.35% ▼	2388	-13.13% ▼
Non-Violent	2949	-14.17% ▼	10434	-0.61% ▼
TOTAL	3761	-12.98% ▼	12822	-3.21% ▼

Gun Crime- Offenses Involving Guns MTD and YTD

Crime Category	MTD	% Chg	YTD	% Chg
ASSAULT OFFENSES	403	-4.95% ▼	1205	-6.08% ▼
HOMICIDE OFFENSES	14	7.69% ▲	47	-2.08% ▼
ROBBERY	101	2.02% ▲	316	-9.97% ▼
SEX OFFENSES	0	-100.00% ▼	4	-33.33% ▼
Total	518	-3.90% ▼	1572	-6.87% ▼

Arrest Summary MTD and YTD

Arrest Crime Against	MTD	% Chg	YTD	% Chg
PERSON	543	-14.89% ▼	1674	-7.05% ▼
PROPERTY	200	-28.06% ▼	636	-14.75% ▼
SOCIETY	669	-43.45% ▼	1949	-35.99% ▼
Other Misc	1317	12.18% ▲	3822	15.43% ▲
Total Arrests	2729	-16.62% ▼	8081	-9.23% ▼

Family Violence Offense MTD and YTD

Crime Category	MTD	% Chg	YTD	% Chg
ASSAULT OFFENSES	975	-14.02% ▼	3242	-3.88% ▼
HOMICIDE OFFENSES	1	0.00% ▬	10	25.00% ▲
HUMAN TRAFFICKING	0	NC	1	NC
KIDNAPPING/ ABDUCTION	5	-58.33% ▼	21	-22.22% ▼
SEX OFFENSES	43	-33.85% ▼	97	-22.40% ▼
Total	1024	-15.51% ▼	3371	-4.59% ▼



Dallas Police Department Call, Crime, and Arrest Dashboard

Reports as of: Tuesday, March 29, 2022

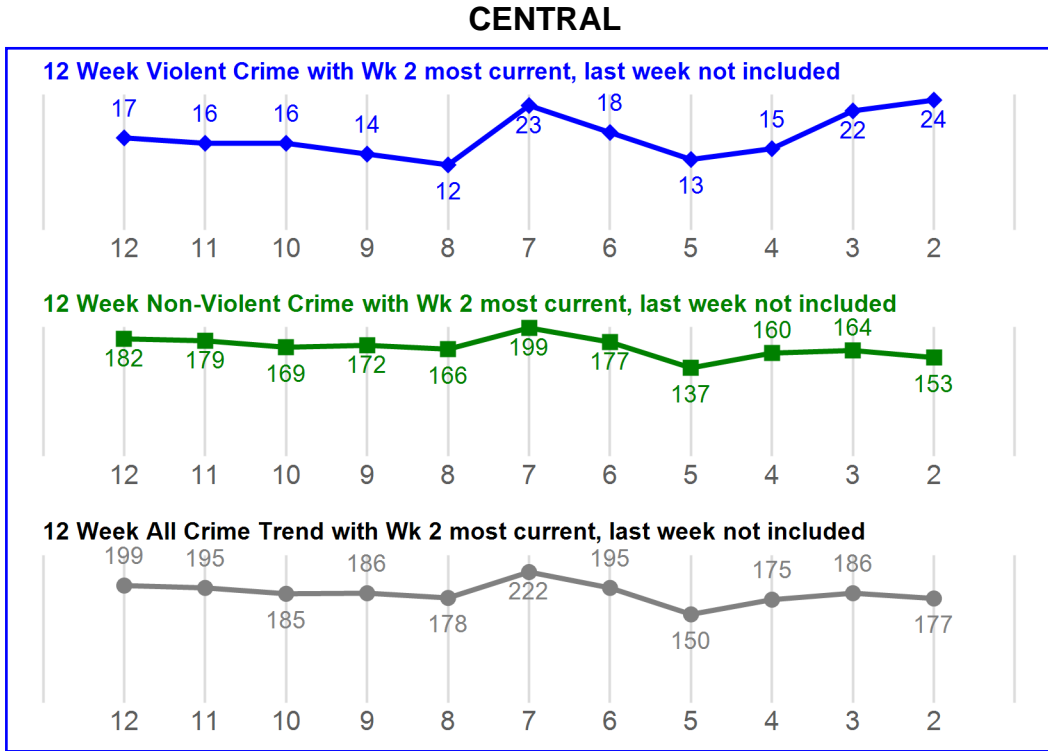
Response Times MTD and YTD

Priority	MTD	Over/Under vs Lst Yr	YTD	Over/Under vs Lst Yr
1	6.73	-0.05 ▼	6.78	0.21 ▲
2	31.44	8.25 ▲	29.08	5.38 ▲
3	105.85	25.08 ▲	83.34	3.63 ▲
4	150.03	32.25 ▲	124.71	-1.63 ▼

Over / Under compared to Last Year NOT GOALS

Dispatched Calls for Service MTD and YTD

Priority	MTD	% Chg	YTD	% Chg
1	414	26.22% ▲	1096	19.39% ▲
2	3239	9.20% ▲	9402	12.84% ▲
3	1960	11.81% ▲	5639	12.83% ▲
4	1054	12.13% ▲	2983	18.70% ▲
Total All	6667	11.36% ▲	19120	14.07% ▲



NIBRS Administrative Report MTD and YTD

Crime Against	MTD	% Chg	YTD	% Chg
PERSON	218	-19.26% ▼	645	-9.66% ▼
PROPERTY	723	-10.30% ▼	2484	0.69% ▲
SOCIETY	102	-27.66% ▼	341	-10.03% ▼
Total	1043	-14.30% ▼	3470	-2.53% ▼

NIBRS Compstat Daily Report MTD and YTD

CRIME TYPE	MTD	% Chg	YTD	% Chg
Non-Violent	583	-4.43% ▼	2033	6.00% ▲
Violent	79	-7.06% ▼	213	-19.32% ▼
TOTAL	662	-4.75% ▼	2246	2.93% ▲

Gun Crime- Offenses Involving Guns MTD and YTD

Crime Category	MTD	% Chg	YTD	% Chg
ASSAULT OFFENSES	35	20.69% ▲	92	-17.86% ▼
HOMICIDE OFFENSES	5	>100% ▲	7	75.00% ▲
ROBBERY	4	-69.23% ▼	17	-39.29% ▼
SEX OFFENSES	0	NC	0	NC
Total	44	0.00%	116	-19.44% ▼

Arrest Summary MTD and YTD

Arrest Crime Against	MTD	% Chg	YTD	% Chg
PERSON	66	-9.59% ▼	196	-7.55% ▼
PROPERTY	27	-10.00% ▼	87	-1.14% ▼
SOCIETY	118	-28.92% ▼	373	-17.48% ▼
Other Misc	275	57.14% ▲	709	47.71% ▲
TOTAL ARRESTS	486	9.46% ▲	1365	10.80% ▲

Family Violence Offense MTD and YTD

Crime Category	MTD	% Chg	YTD	% Chg
ASSAULT OFFENSES	84	-12.50% ▼	270	5.47% ▲
HOMICIDE OFFENSES	0	NC	0	-100.00% ▼
KIDNAPPING/ ABDUCTION	0	-100.00% ▼	1	-50.00% ▼
SEX OFFENSES	2	-80.00% ▼	9	-47.06% ▼
Total	86	-19.63% ▼	280	0.72% ▲



Dallas Police Department Call, Crime, and Arrest Dashboard

Reports as of: Tuesday, March 29, 2022

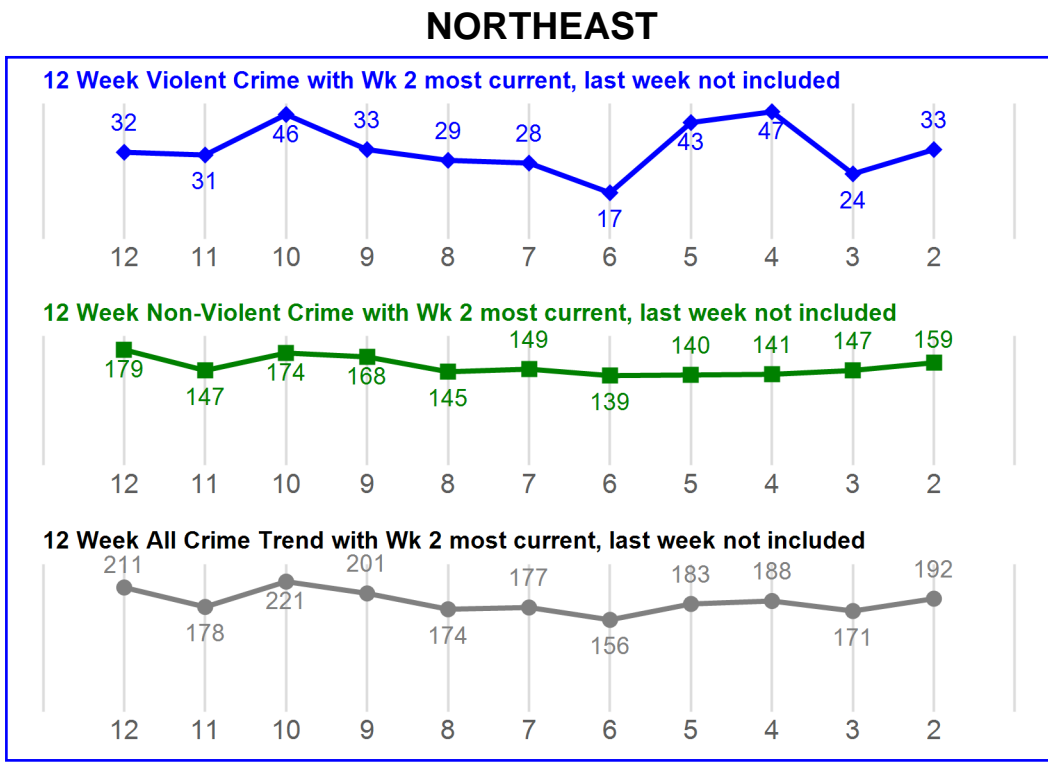
Response Times MTD and YTD

Priority	MTD	Over/Under vs Lst Yr	YTD	Over/Under vs Lst Yr
1	8.58	0.93 ▲	8.45	0.65 ▲
2	69.94	41.66 ▲	56.65	29.42 ▲
3	701.19	567.18 ▲	495.86	385.94 ▲
4	959.61	771.54 ▲	638.66	481.15 ▲

Over / Under compared to Last Year NOT GOALS

Dispatched Calls for Service MTD and YTD

Priority	MTD	% Chg	YTD	% Chg
1	428	-10.65% ▼	1396	5.60% ▲
2	4135	6.13% ▲	11733	3.42% ▲
3	2052	-3.30% ▼	6154	-1.31% ▼
4	1072	0.37% ▲	3220	5.33% ▲
Total All	7687	1.61% ▲	22503	2.47% ▲



NIBRS Administrative Report MTD and YTD

Crime Against	MTD	% Chg	YTD	% Chg
PERSON	325	-19.15% ▼	1107	-7.75% ▼
PROPERTY	717	-22.40% ▼	2479	-2.48% ▼
SOCIETY	167	-11.64% ▼	479	-6.45% ▼
Total	1209	-20.20% ▼	4065	-4.44% ▼

NIBRS Compstat Daily Report MTD and YTD

CRIME TYPE	MTD	% Chg	YTD	% Chg
Non-Violent	532	-18.28% ▼	1824	-0.60% ▼
Violent	132	-9.59% ▼	408	-8.11% ▼
TOTAL	664	-16.69% ▼	2232	-2.06% ▼

Gun Crime- Offenses Involving Guns MTD and YTD

Crime Category	MTD	% Chg	YTD	% Chg
ASSAULT OFFENSES	55	-6.78% ▼	179	-2.72% ▼
HOMICIDE OFFENSES	1	NC	8	14.29% ▲
ROBBERY	25	-10.71% ▼	80	9.59% ▲
SEX OFFENSES	0	NC	0	-100.00% ▼
Total	81	-6.90% ▼	267	0.75% ▲

Arrest Summary MTD and YTD

Arrest Crime Against	MTD	% Chg	YTD	% Chg
PERSON	95	-15.93% ▼	310	-3.13% ▼
PROPERTY	47	23.68% ▲	121	23.47% ▲
SOCIETY	89	-47.02% ▼	262	-38.50% ▼
Other Misc	206	15.08% ▲	605	26.30% ▲
TOTAL ARRESTS	437	-12.25% ▼	1298	-1.89% ▼

Family Violence Offense MTD and YTD

Crime Category	MTD	% Chg	YTD	% Chg
ASSAULT OFFENSES	169	-21.03% ▼	621	-1.27% ▼
HOMICIDE OFFENSES	0	NC	2	-33.33% ▼
KIDNAPPING/ ABDUCTION	1	0.00%	7	16.67% ▲
SEX OFFENSES	9	-25.00% ▼	25	13.64% ▲
Total	179	-21.15% ▼	655	-0.76% ▼



Dallas Police Department Call, Crime, and Arrest Dashboard

Reports as of: Tuesday, March 29, 2022

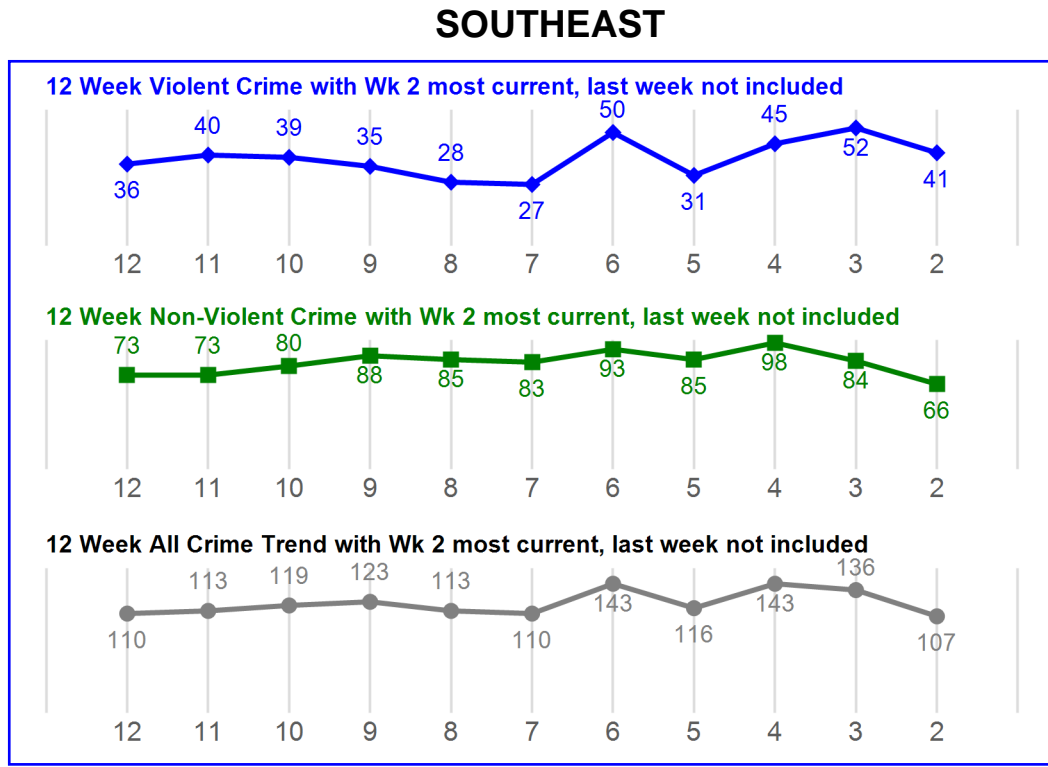
Response Times MTD and YTD

Priority	MTD	Over / Under vs Lst Yr	YTD	Over / Under vs Lst Yr
1	8.25	1.22 ▲	8.40	0.42 ▲
2	62.13	33.50 ▲	52.62	22.32 ▲
3	267.52	150.20 ▲	232.78	121.41 ▲
4	337.45	154.41 ▲	291.83	133.40 ▲

Over / Under compared to Last Year NOT GOALS

Dispatched Calls for Service MTD and YTD

Priority	MTD	% Chg	YTD	% Chg
1	435	-10.31% ▼	1180	-13.17% ▼
2	3393	-0.18% ▼	9395	-2.67% ▼
3	1706	-0.06% ▼	4864	2.14% ▲
4	1091	5.72% ▲	2949	5.43% ▲
Total All	6625	0.03% ▲	18388	-0.99% ▼



NIBRS Administrative Report MTD and YTD

Crime Against	MTD	% Chg	YTD	% Chg
PERSON	409	-7.47% ▼	1167	-10.23% ▼
PROPERTY	447	-18.58% ▼	1496	-7.43% ▼
SOCIETY	158	-45.52% ▼	474	-32.29% ▼
Total	1014	-20.84% ▼	3137	-13.25% ▼

NIBRS Compstat Daily Report MTD and YTD

CRIME TYPE	MTD	% Chg	YTD	% Chg
Non-Violent	304	-16.71% ▼	1000	-5.84% ▼
Violent	175	1.74% ▲	490	-13.27% ▼
TOTAL	479	-10.80% ▼	1490	-8.42% ▼

Gun Crime- Offenses Involving Guns MTD and YTD

Crime Category	MTD	% Chg	YTD	% Chg
ASSAULT OFFENSES	102	4.08% ▲	290	-6.45% ▼
HOMICIDE OFFENSES	1	-80.00% ▼	8	-33.33% ▼
ROBBERY	14	75.00% ▲	42	-17.65% ▼
SEX OFFENSES	0	NC	0	NC
Total	117	5.41% ▲	340	-8.85% ▼

Arrest Summary MTD and YTD

Arrest Crime Against	MTD	% Chg	YTD	% Chg
PERSON	109	-13.49% ▼	286	-13.07% ▼
PROPERTY	23	-56.60% ▼	71	-45.38% ▼
SOCIETY	85	-57.92% ▼	265	-47.52% ▼
Other Misc	160	-22.33% ▼	509	-12.69% ▼
TOTAL ARRESTS	377	-35.78% ▼	1131	-26.89% ▼

Family Violence Offense MTD and YTD

Crime Category	MTD	% Chg	YTD	% Chg
ASSAULT OFFENSES	219	7.88% ▲	598	-0.83% ▼
HOMICIDE OFFENSES	0	-100.00% ▼	2	100.00% ▲
HUMAN TRAFFICKING	0	NC	1	NC
KIDNAPPING/ ABDUCTION	1	-80.00% ▼	3	-57.14% ▼
SEX OFFENSES	7	>100%	14	-33.33% ▼
Total	227	7.08% ▲	618	-2.22% ▼



Dallas Police Department Call, Crime, and Arrest Dashboard

Reports as of: Tuesday, March 29, 2022

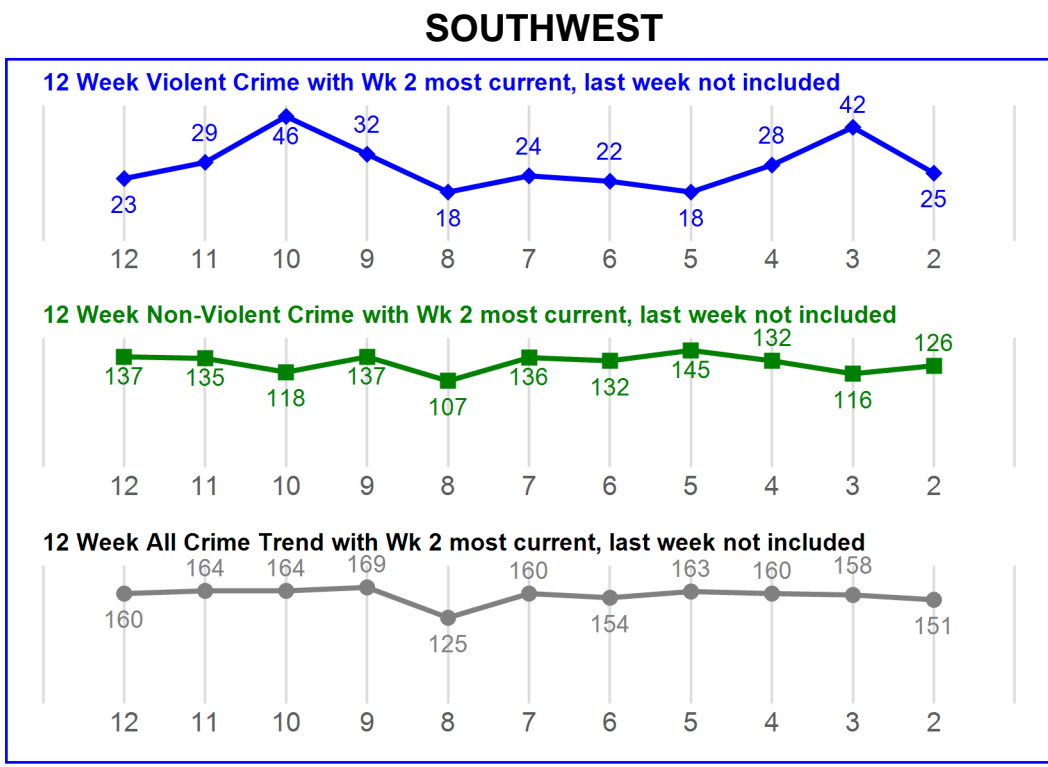
Response Times MTD and YTD

Priority	MTD	Over/Under vs Lst Yr	YTD	Over/Under vs Lst Yr
1	8.54	1.27 ▲	8.50	1.14 ▲
2	38.90	17.73 ▲	37.54	15.98 ▲
3	146.40	80.75 ▲	142.53	75.50 ▲
4	198.60	96.39 ▲	180.64	83.43 ▲

Over / Under compared to Last Year NOT GOALS

Dispatched Calls for Service MTD and YTD

Priority	MTD	% Chg	YTD	% Chg
1	415	-0.95% ▼	1210	4.40% ▲
2	3404	-1.90% ▼	9768	0.04% ▲
3	1904	2.53% ▲	5581	4.01% ▲
4	1159	4.32% ▲	3358	3.48% ▲
Total All	6882	0.36% ▲	19917	1.96% ▲



NIBRS Administrative Report MTD and YTD

Crime Against	MTD	% Chg	YTD	% Chg
PERSON	298	-28.37% ▼	1004	-12.31% ▼
PROPERTY	593	-12.54% ▼	2124	1.63% ▲
SOCIETY	130	-32.64% ▼	503	8.17% ▲
Total	1021	-20.67% ▼	3631	-1.86% ▼

NIBRS Compstat Daily Report MTD and YTD

CRIME TYPE	MTD	% Chg	YTD	% Chg
Non-Violent	460	-0.65% ▼	1559	4.77% ▲
Violent	120	-20.00% ▼	351	-21.65% ▼
TOTAL	580	-5.38% ▼	1910	-1.34% ▼

Gun Crime- Offenses Involving Guns MTD and YTD

Crime Category	MTD	% Chg	YTD	% Chg
ASSAULT OFFENSES	59	-32.18% ▼	181	-16.20% ▼
HOMICIDE OFFENSES	2	0.00% ▬	6	-14.29% ▼
ROBBERY	15	87.50% ▲	58	3.57% ▲
SEX OFFENSES	0	NC	0	NC
Total	76	-21.65% ▼	245	-12.19% ▼

Arrest Summary MTD and YTD

Arrest Crime Against	MTD	% Chg	YTD	% Chg
PERSON	79	-10.23% ▼	248	-9.49% ▼
PROPERTY	33	-25.00% ▼	105	-17.32% ▼
SOCIETY	83	-52.57% ▼	273	-35.46% ▼
Other Misc	155	-10.40% ▼	497	2.69% ▲
TOTAL ARRESTS	350	-27.08% ▼	1123	-14.14% ▼

Family Violence Offense MTD and YTD

Crime Category	MTD	% Chg	YTD	% Chg
ASSAULT OFFENSES	153	-26.79% ▼	546	-9.00% ▼
HOMICIDE OFFENSES	0	NC	1	NC
KIDNAPPING/ ABDUCTION	0	-100.00% ▼	0	-100.00% ▼
SEX OFFENSES	6	-45.45% ▼	13	-40.91% ▼
Total	159	-29.02% ▼	560	-10.83% ▼



Dallas Police Department Call, Crime, and Arrest Dashboard

Reports as of: Tuesday, March 29, 2022

Response Times MTD and YTD

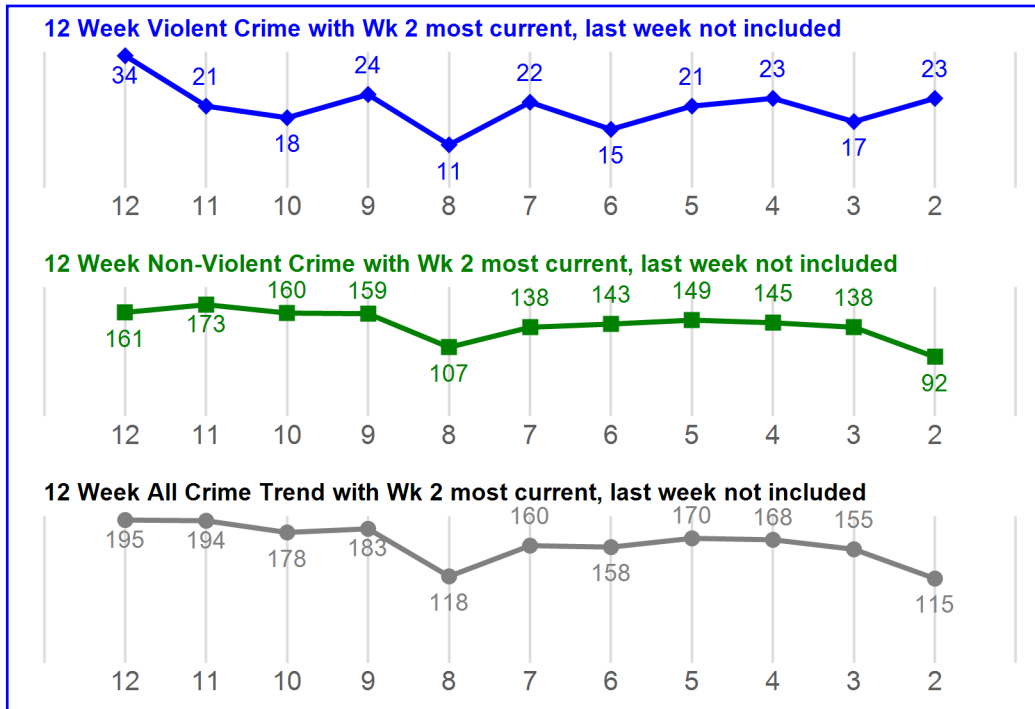
Priority	MTD	Over /Under vs Lst Yr	YTD	Over /Under vs Lst Yr
1	8.67	1.44 ▲	8.55	1.09 ▲
2	34.19	8.65 ▲	35.92	11.84 ▲
3	123.02	49.22 ▲	126.50	53.80 ▲
4	218.59	106.52 ▲	205.40	104.30 ▲

Over / Under compared to Last Year NOT GOALS

Dispatched Calls for Service MTD and YTD

Priority	MTD	% Chg	YTD	% Chg
1	362	9.04% ▲	1031	8.30% ▲
2	3034	3.34% ▲	8610	4.11% ▲
3	1911	2.30% ▲	5767	4.47% ▲
4	961	8.71% ▲	2885	14.85% ▲
Total All	6268	4.12% ▲	18293	6.02% ▲

NORTHWEST



NIBRS Administrative Report MTD and YTD

Crime Against	MTD	% Chg	YTD	% Chg
PERSON	211	-9.83% ▼	696	5.14% ▲
PROPERTY	636	-14.29% ▼	2258	-5.88% ▼
SOCIETY	146	-19.34% ▼	448	-6.86% ▼
Total	993	-14.17% ▼	3402	-3.95% ▼

NIBRS Compstat Daily Report MTD and YTD

CRIME TYPE	MTD	% Chg	YTD	% Chg
Non-Violent	461	-18.69% ▼	1714	-7.10% ▼
Violent	81	-16.49% ▼	249	-10.75% ▼
TOTAL	542	-18.37% ▼	1963	-7.58% ▼

Gun Crime- Offenses Involving Guns MTD and YTD

Crime Category	MTD	% Chg	YTD	% Chg
ASSAULT OFFENSES	24	-29.41% ▼	81	-11.96% ▼
HOMICIDE OFFENSES	0	-100.00% ▼	3	0.00% ▬
ROBBERY	20	25.00% ▲	53	1.92% ▲
SEX OFFENSES	0	-100.00% ▼	2	-33.33% ▼
Total	44	-20.00% ▼	139	-7.33% ▼

Arrest Summary MTD and YTD

Arrest Crime Against	MTD	% Chg	YTD	% Chg
PERSON	60	33.33% ▲	167	18.44% ▲
PROPERTY	27	-38.64% ▼	115	-15.44% ▼
SOCIETY	154	-25.96% ▼	378	-30.51% ▼
Other Misc	194	14.79% ▲	539	9.33% ▲
TOTAL ARRESTS	435	-6.65% ▼	1199	-8.75% ▼

Family Violence Offense MTD and YTD

Crime Category	MTD	% Chg	YTD	% Chg
ASSAULT OFFENSES	90	-1.10% ▼	315	17.98% ▲
KIDNAPPING/ ABDUCTION	3	NC	5	>100%
SEX OFFENSES	3	0.00% ▬	9	50.00% ▲
Total	96	2.13% ▲	329	20.07% ▲



Dallas Police Department Call, Crime, and Arrest Dashboard

Reports as of: Tuesday, March 29, 2022

Response Times MTD and YTD

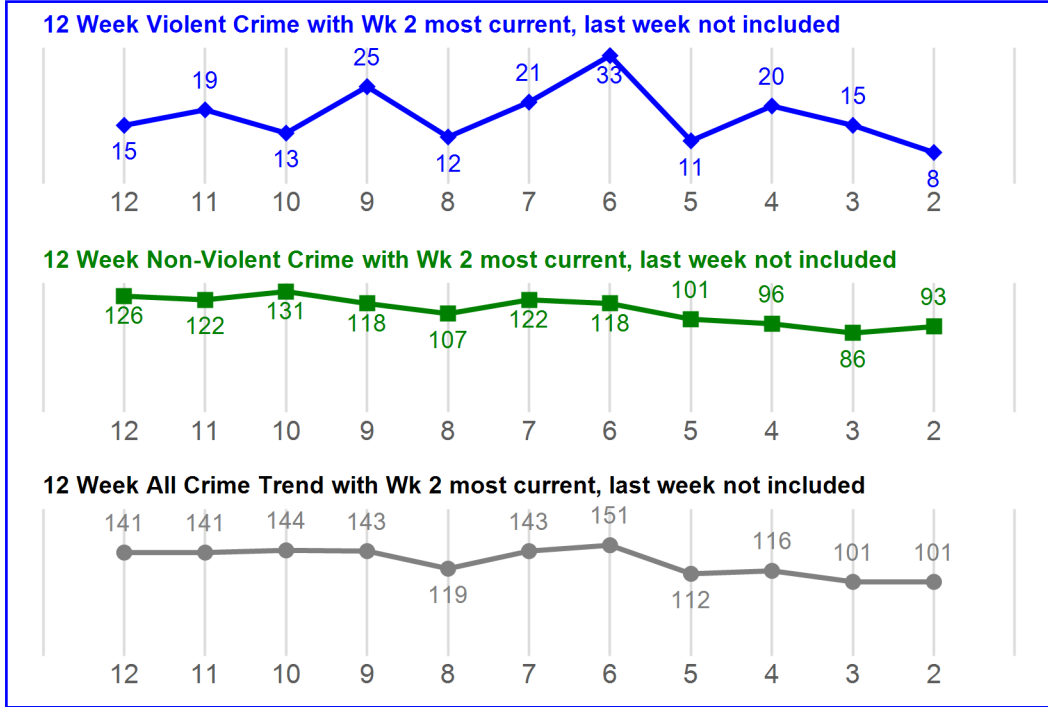
Priority	MTD	Over/Under vs Lst Yr	YTD	Over/Under vs Lst Yr
1	8.04	0.22 ▲	8.12	-0.05 ▼
2	28.93	2.53 ▲	26.13	2.14 ▲
3	68.49	-19.46 ▼	59.34	-7.83 ▼
4	105.44	-14.86 ▼	87.29	-0.53 ▼

Over / Under compared to Last Year NOT GOALS

Dispatched Calls for Service MTD and YTD

Priority	MTD	% Chg	YTD	% Chg
1	293	14.01% ▲	829	13.87% ▲
2	2271	-0.83% ▼	6859	1.43% ▲
3	1441	6.27% ▲	4287	4.48% ▲
4	890	23.61% ▲	2786	23.82% ▲
Total All	4895	5.88% ▲	14761	6.63% ▲

NORTH CENTRAL



NIBRS Administrative Report MTD and YTD

Crime Against	MTD	% Chg	YTD	% Chg
PERSON	200	-8.68% ▼	691	5.82% ▲
PROPERTY	433	-29.59% ▼	1698	-7.01% ▼
SOCIETY	64	-12.33% ▼	192	23.08% ▲
Total	697	-23.15% ▼	2581	-2.05% ▼

NIBRS Compstat Daily Report MTD and YTD

CRIME TYPE	MTD	% Chg	YTD	% Chg
Non-Violent	337	-27.53% ▼	1317	-8.09% ▼
Violent	62	-15.07% ▼	215	8.04% ▲
TOTAL	399	-25.84% ▼	1532	-6.13% ▼

Gun Crime- Offenses Involving Guns MTD and YTD

Crime Category	MTD	% Chg	YTD	% Chg
ASSAULT OFFENSES	29	38.10% ▲	108	77.05% ▲
HOMICIDE OFFENSES	1	NC	4	>100%
ROBBERY	7	-46.15% ▼	25	-39.02% ▼
SEX OFFENSES	0	NC	0	-100.00% ▼
Total	37	8.82% ▲	137	31.73% ▲

Arrest Summary MTD and YTD

Arrest Crime Against	MTD	% Chg	YTD	% Chg
PERSON	56	-11.11% ▼	171	0.00% ▬
PROPERTY	18	-33.33% ▼	47	-36.49% ▼
SOCIETY	33	-58.23% ▼	109	-38.42% ▼
Other Misc	114	42.50% ▲	320	33.33% ▲
TOTAL ARRESTS	221	-11.24% ▼	647	-2.27% ▼

Family Violence Offense MTD and YTD

Crime Category	MTD	% Chg	YTD	% Chg
ASSAULT OFFENSES	114	1.79% ▲	377	1.89% ▲
HOMICIDE OFFENSES	1	NC	2	NC
KIDNAPPING/ ABDUCTION	0	-100.00% ▼	3	50.00% ▲
SEX OFFENSES	8	-11.11% ▼	15	-6.25% ▼
Total	123	0.82% ▲	397	2.32% ▲



Dallas Police Department Call, Crime, and Arrest Dashboard

Reports as of: Tuesday, March 29, 2022

Response Times MTD and YTD

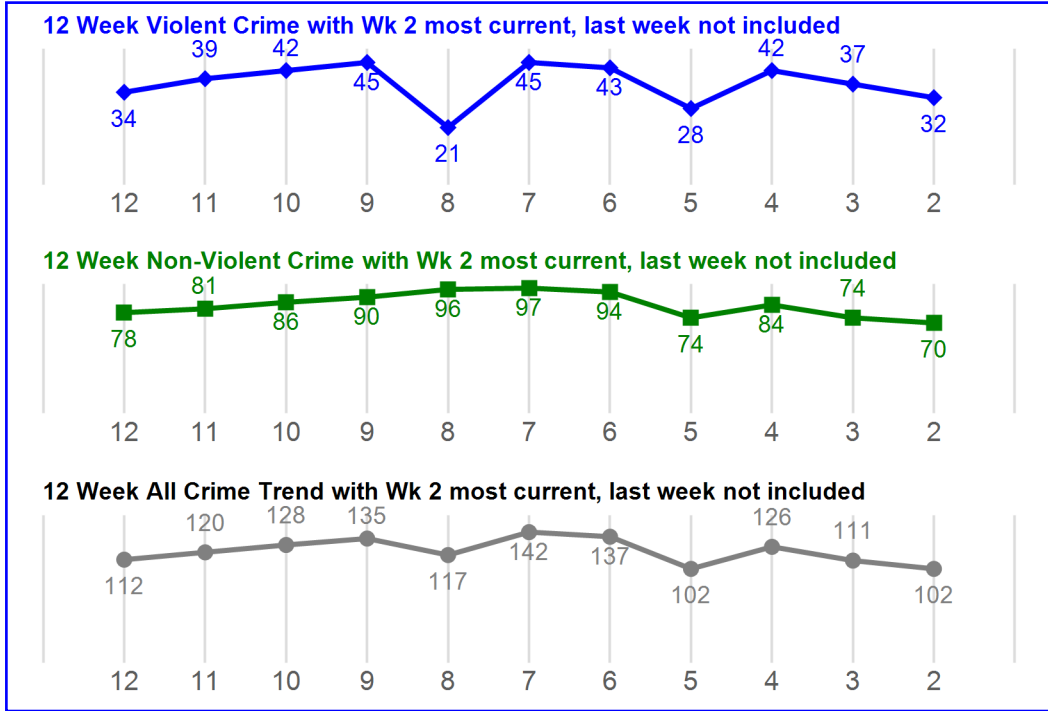
Priority	MTD	Over /Under vs Lst Yr	YTD	Over /Under vs Lst Yr
1	9.30	2.04 ▲	8.73	1.32 ▲
2	55.05	33.94 ▲	46.71	24.51 ▲
3	221.65	147.60 ▲	195.23	125.61 ▲
4	266.67	160.32 ▲	247.12	156.48 ▲

Over / Under compared to Last Year NOT GOALS

Dispatched Calls for Service MTD and YTD

Priority	MTD	% Chg	YTD	% Chg
1	424	-3.42% ▼	1273	-4.57% ▼
2	3091	-5.85% ▼	8855	-5.40% ▼
3	1501	-9.96% ▼	4500	-5.76% ▼
4	977	6.66% ▲	2791	3.60% ▲
Total All	5993	-4.95% ▼	17419	-4.10% ▼

SOUTH CENTRAL



NIBRS Administrative Report MTD and YTD

Crime Against	MTD	% Chg	YTD	% Chg
PERSON	318	-23.00% ▼	1034	-19.60% ▼
PROPERTY	394	-21.83% ▼	1411	-2.22% ▼
SOCIETY	150	-29.25% ▼	479	-14.92% ▼
Total	862	-23.65% ▼	2924	-11.18% ▼

NIBRS Compstat Daily Report MTD and YTD

CRIME TYPE	MTD	% Chg	YTD	% Chg
Non-Violent	272	-13.65% ▼	987	7.63% ▲
Violent	163	0.00% ▬	462	-16.00% ▼
TOTAL	435	-9.00% ▼	1449	-1.23% ▼

Gun Crime- Offenses Involving Guns MTD and YTD

Crime Category	MTD	% Chg	YTD	% Chg
ASSAULT OFFENSES	99	3.13% ▲	274	-11.04% ▼
HOMICIDE OFFENSES	4	>100%	11	-21.43% ▼
ROBBERY	16	23.08% ▲	41	-18.00% ▼
SEX OFFENSES	0	-100.00% ▼	2	100.00% ▲
Total	119	7.21% ▲	328	-12.06% ▼

Arrest Summary MTD and YTD

Arrest Crime Against	MTD	% Chg	YTD	% Chg
PERSON	70	-41.18% ▼	264	-19.76% ▼
PROPERTY	17	-56.41% ▼	68	-22.73% ▼
SOCIETY	100	-45.65% ▼	274	-46.69% ▼
Other Misc	195	2.63% ▲	585	8.13% ▲
TOTAL ARRESTS	382	-28.20% ▼	1191	-19.09% ▼

Family Violence Offense MTD and YTD

Crime Category	MTD	% Chg	YTD	% Chg
ASSAULT OFFENSES	146	-30.14% ▼	515	-20.52% ▼
HOMICIDE OFFENSES	0	NC	3	>100%
KIDNAPPING/ ABDUCTION	0	NC	2	-33.33% ▼
SEX OFFENSES	8	-52.94% ▼	12	-42.86% ▼
Total	154	-31.86% ▼	532	-20.95% ▼