



Dallas Police Department Call, Crime, and Arrest Dashboard

Reports as of: Tuesday, June 28, 2022

Response Times MTD and YTD

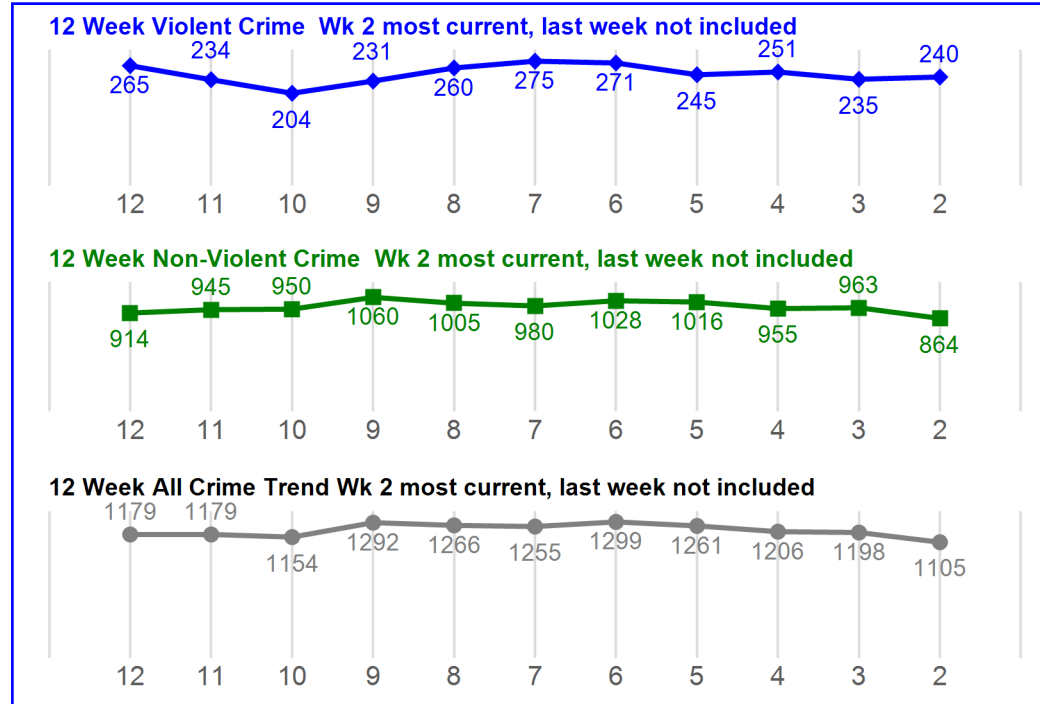
Priority	MTD	Over /Under vs Lst Yr	YTD	Over /Under vs Lst Yr
1	9.09	0.80 ▲	8.75	0.84 ▲
2	62.56	26.53 ▲	51.10	21.81 ▲
3	303.77	117.44 ▲	252.40	129.29 ▲
4	386.26	112.68 ▲	319.54	145.12 ▲

Over / Under compared to Last Year NOT GOALS

Dispatched Calls for Service MTD and YTD

Priority	MTD	% Chg	YTD	% Chg
1	3195	4.79% ▲	18459	5.27% ▲
2	24485	9.20% ▲	142949	5.14% ▲
3	12084	-10.38% ▼	76964	1.07% ▲
4	6763	-13.47% ▼	44437	5.59% ▲
Total All	46527	-0.52% ▼	282809	4.07% ▲

CITY WIDE



NIBRS Administrative Report MTD and YTD

Crime Against	MTD	% Chg	YTD	% Chg
PERSON	2330	-5.78% ▼	14527	-1.95% ▼
PROPERTY	4696	-4.80% ▼	31849	5.11% ▲
SOCIETY	979	-15.89% ▼	6180	-9.05% ▼
Total	8005	-6.59% ▼	52556	1.24% ▲

NIBRS Compstat Daily Report MTD and YTD

CRIME TYPE	MTD	% Chg	YTD	% Chg
Violent	922	-7.34% ▼	5670	-2.02% ▼
Non-Violent	3513	-0.96% ▼	23788	7.50% ▲
TOTAL	4435	-2.36% ▼	29458	5.52% ▲

Gun Crime- Offenses Involving Guns MTD and YTD

Crime Category	MTD	% Chg	YTD	% Chg
ASSAULT OFFENSES	407	-17.44% ▼	2802	1.74% ▲
HOMICIDE OFFENSES	19	46.15% ▲	105	15.38% ▲
ROBBERY	154	69.23% ▲	785	16.12% ▲
SEX OFFENSES	1	-75.00% ▼	8	-55.56% ▼
Total	581	-3.33% ▼	3700	4.55% ▲

Arrest Summary MTD and YTD

Arrest Crime Against	MTD	% Chg	YTD	% Chg
PERSON	577	-4.94% ▼	3587	-3.91% ▼
PROPERTY	223	-15.53% ▼	1381	-11.08% ▼
SOCIETY	678	-23.91% ▼	4073	-33.55% ▼
Other Misc	1320	4.68% ▲	8031	8.88% ▲
Total Arrests	2798	-7.44% ▼	17072	-9.15% ▼

Family Violence Offense MTD and YTD

Crime Category	MTD	% Chg	YTD	% Chg
ASSAULT OFFENSES	1149	-1.63% ▼	6955	-2.75% ▼
HOMICIDE OFFENSES	0	-100.00% ▼	14	-30.00% ▼
HUMAN TRAFFICKING	0	NC	1	0.00% ▬
KIDNAPPING/ ABDUCTION	8	14.29% ▲	56	3.70% ▲
SEX OFFENSES	27	-46.00% ▼	202	-24.91% ▼
Total	1184	-3.74% ▼	7228	-3.58% ▼



Dallas Police Department Call, Crime, and Arrest Dashboard

Reports as of: Tuesday, June 28, 2022

Response Times MTD and YTD

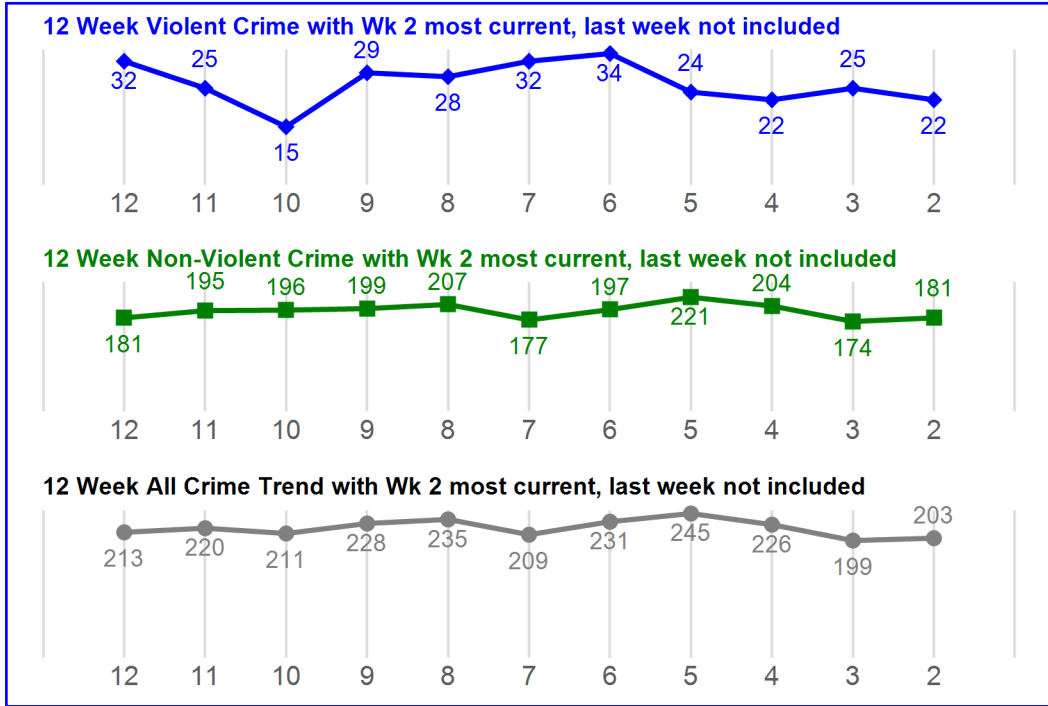
Priority	MTD	Over /Under vs Lst Yr	YTD	Over /Under vs Lst Yr
1	6.65	0.06 ▲	6.82	0.24 ▲
2	27.76	-1.25 ▼	29.39	4.58 ▲
3	106.54	-8.39 ▼	98.39	10.35 ▲
4	158.80	-13.40 ▼	145.55	13.19 ▲

Over / Under compared to Last Year NOT GOALS

Dispatched Calls for Service MTD and YTD

Priority	MTD	% Chg	YTD	% Chg
1	411	21.60% ▲	2467	23.47% ▲
2	3455	10.67% ▲	20613	13.87% ▲
3	1828	-7.58% ▼	11853	9.81% ▲
4	937	-5.26% ▼	6227	12.36% ▲
Total All	6631	3.17% ▲	41160	12.96% ▲

CENTRAL



NIBRS Administrative Report MTD and YTD

Crime Against	MTD	% Chg	YTD	% Chg
PERSON	247	-8.86% ▼	1504	-2.21% ▼
PROPERTY	864	-0.23% ▼	5761	9.65% ▲
SOCIETY	154	-6.67% ▼	778	-11.29% ▼
Total	1265	-2.84% ▼	8043	4.88% ▲

NIBRS Compstat Daily Report MTD and YTD

CRIME TYPE	MTD	% Chg	YTD	% Chg
Non-Violent	695	7.42% ▲	4694	15.84% ▲
Violent	97	-14.16% ▼	568	0.53% ▲
TOTAL	792	4.21% ▲	5262	13.97% ▲

Gun Crime- Offenses Involving Guns MTD and YTD

Crime Category	MTD	% Chg	YTD	% Chg
ASSAULT OFFENSES	44	-16.98% ▼	242	0.83% ▲
HOMICIDE OFFENSES	2	NC	12	100.00% ▲
ROBBERY	16	>100%	77	37.50% ▲
SEX OFFENSES	1	-50.00% ▼	2	-50.00% ▼
Total	63	5.00% ▲	333	8.82% ▲

Arrest Summary MTD and YTD

Arrest Crime Against	MTD	% Chg	YTD	% Chg
PERSON	56	-23.29% ▼	388	-7.84% ▼
PROPERTY	48	23.08% ▲	216	8.54% ▲
SOCIETY	131	-30.32% ▼	747	-26.33% ▼
Other Misc	248	13.76% ▲	1524	38.04% ▲
TOTAL ARRESTS	483	-6.76% ▼	2875	5.00% ▲

Family Violence Offense MTD and YTD

Crime Category	MTD	% Chg	YTD	% Chg
ASSAULT OFFENSES	83	-13.54% ▼	542	-4.24% ▼
HOMICIDE OFFENSES	0	NC	0	-100.00% ▼
KIDNAPPING/ ABDUCTION	1	NC	4	33.33% ▲
SEX OFFENSES	2	-77.78% ▼	15	-59.46% ▼
Total	86	-18.10% ▼	561	-7.88% ▼



Dallas Police Department Call, Crime, and Arrest Dashboard

Reports as of: Tuesday, June 28, 2022

Response Times MTD and YTD

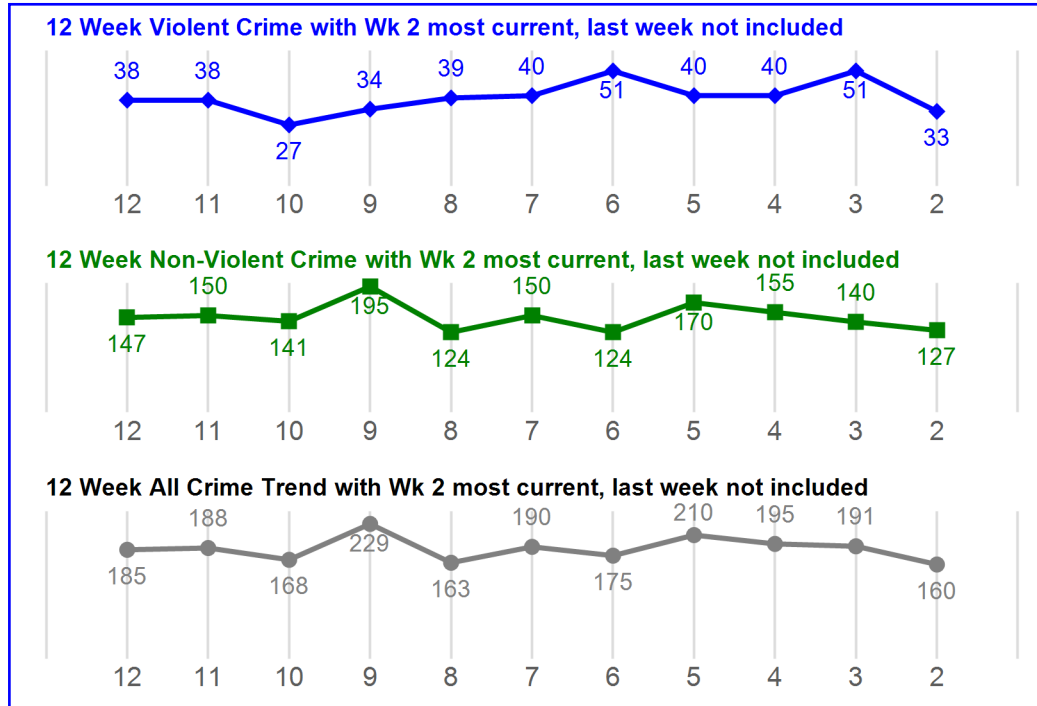
Priority	MTD	Over/Under vs Lst Yr	YTD	Over/Under vs Lst Yr
1	8.31	-0.80 ▼	8.34	0.14 ▲
2	67.08	25.22 ▲	62.57	30.10 ▲
3	492.78	174.92 ▲	535.36	359.28 ▲
4	574.68	95.77 ▲	669.25	413.41 ▲

Over / Under compared to Last Year NOT GOALS

Dispatched Calls for Service MTD and YTD

Priority	MTD	% Chg	YTD	% Chg
1	561	11.09% ▲	3118	5.20% ▲
2	4337	6.61% ▲	25497	4.21% ▲
3	1905	-20.72% ▼	12277	-7.04% ▼
4	1052	-17.17% ▼	6622	-2.11% ▼
Total All	7855	-4.74% ▼	47514	0.23% ▲

NORTHEAST



NIBRS Administrative Report MTD and YTD

Crime Against	MTD	% Chg	YTD	% Chg
PERSON	377	-6.68% ▼	2476	-2.98% ▼
PROPERTY	751	-8.30% ▼	5375	-1.65% ▼
SOCIETY	155	1.31% ▲	997	-5.32% ▼
Total	1283	-6.76% ▼	8848	-2.45% ▼

NIBRS Compstat Daily Report MTD and YTD

CRIME TYPE	MTD	% Chg	YTD	% Chg
Non-Violent	538	-7.24% ▼	3919	-0.58% ▼
Violent	149	1.36% ▲	907	-2.16% ▼
TOTAL	687	-5.50% ▼	4826	-0.88% ▼

Gun Crime- Offenses Involving Guns MTD and YTD

Crime Category	MTD	% Chg	YTD	% Chg
ASSAULT OFFENSES	59	-13.24% ▼	403	-0.74% ▼
HOMICIDE OFFENSES	2	-33.33% ▼	13	-13.33% ▼
ROBBERY	36	>100%	177	40.48% ▲
SEX OFFENSES	0	NC	0	-100.00% ▼
Total	97	12.79% ▲	593	8.21% ▲

Arrest Summary MTD and YTD

Arrest Crime Against	MTD	% Chg	YTD	% Chg
PERSON	104	6.12% ▲	635	-6.34% ▼
PROPERTY	32	-15.79% ▼	243	7.05% ▲
SOCIETY	97	5.43% ▲	557	-32.40% ▼
Other Misc	236	25.53% ▲	1288	19.04% ▲
TOTAL ARRESTS	469	12.74% ▲	2723	-3.13% ▼

Family Violence Offense MTD and YTD

Crime Category	MTD	% Chg	YTD	% Chg
ASSAULT OFFENSES	203	-0.98% ▼	1299	-1.89% ▼
HOMICIDE OFFENSES	0	-100.00% ▼	4	0.00%
KIDNAPPING/ ABDUCTION	3	NC	16	60.00% ▲
SEX OFFENSES	8	-11.11% ▼	49	19.51% ▲
Total	214	-0.47% ▼	1368	-0.80% ▼



Dallas Police Department Call, Crime, and Arrest Dashboard

Reports as of: Tuesday, June 28, 2022

Response Times MTD and YTD

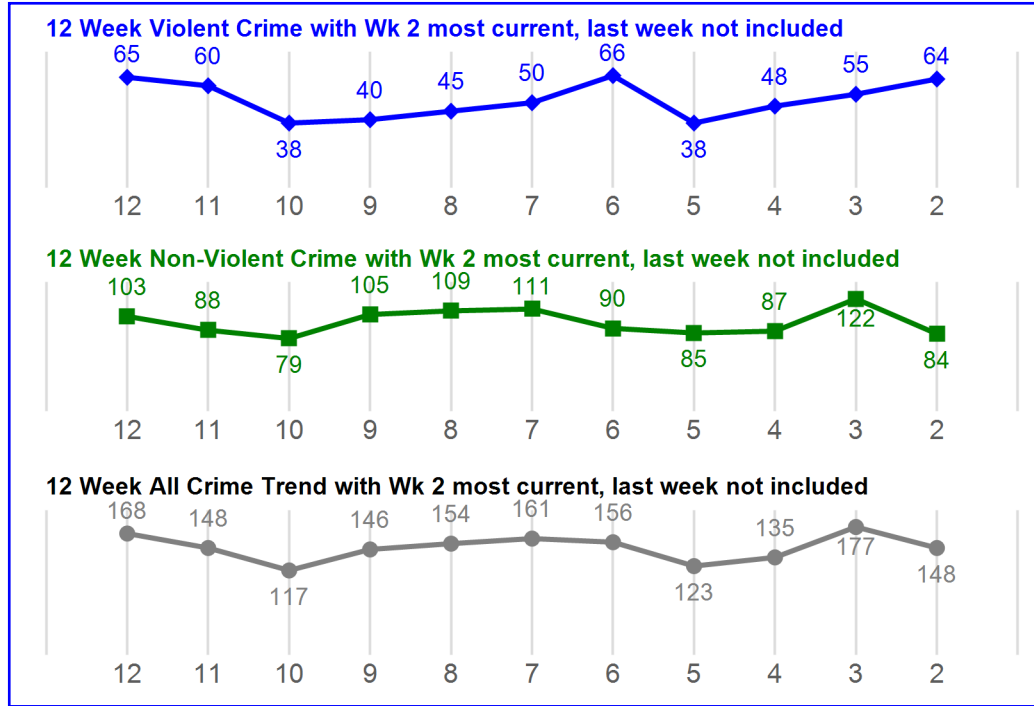
Priority	MTD	Over / Under vs Lst Yr	YTD	Over / Under vs Lst Yr
1	11.20	3.64 ▲	9.39	1.50 ▲
2	113.60	70.59 ▲	79.16	41.90 ▲
3	619.54	405.40 ▲	378.39	221.04 ▲
4	714.14	428.74 ▲	444.00	226.26 ▲

Over / Under compared to Last Year NOT GOALS

Dispatched Calls for Service MTD and YTD

Priority	MTD	% Chg	YTD	% Chg
1	538	-3.24% ▼	2876	-9.30% ▼
2	3685	10.49% ▲	21283	2.51% ▲
3	1487	-12.63% ▼	10055	-2.14% ▼
4	932	-27.64% ▼	6194	-7.54% ▼
Total All	6642	-3.47% ▼	40408	-1.22% ▼

SOUTHEAST



NIBRS Administrative Report MTD and YTD

Crime Against	MTD	% Chg	YTD	% Chg
PERSON	467	-4.69% ▼	2719	-2.75% ▼
PROPERTY	563	-5.22% ▼	3445	1.12% ▲
SOCIETY	159	-20.50% ▼	971	-25.76% ▼
Total	1189	-7.40% ▼	7135	-5.01% ▼

NIBRS Compstat Daily Report MTD and YTD

CRIME TYPE	MTD	% Chg	YTD	% Chg
Non-Violent	355	-5.33% ▼	2266	0.85% ▲
Violent	218	-8.40% ▼	1186	-1.66% ▼
TOTAL	573	-6.53% ▼	3452	-0.03% ▼

Gun Crime- Offenses Involving Guns MTD and YTD

Crime Category	MTD	% Chg	YTD	% Chg
ASSAULT OFFENSES	100	-24.81% ▼	669	1.21% ▲
HOMICIDE OFFENSES	5	25.00% ▲	25	0.00% ▬
ROBBERY	34	88.89% ▲	124	21.57% ▲
SEX OFFENSES	0	NC	0	NC
Total	139	-10.32% ▼	818	3.81% ▲

Arrest Summary MTD and YTD

Arrest Crime Against	MTD	% Chg	YTD	% Chg
PERSON	106	-9.40% ▼	639	-5.47% ▼
PROPERTY	23	-51.06% ▼	151	-45.88% ▼
SOCIETY	99	-31.25% ▼	556	-42.68% ▼
Other Misc	169	-20.66% ▼	1093	-14.74% ▼
TOTAL ARRESTS	397	-23.80% ▼	2439	-23.95% ▼

Family Violence Offense MTD and YTD

Crime Category	MTD	% Chg	YTD	% Chg
ASSAULT OFFENSES	226	5.12% ▲	1294	0.31% ▲
HOMICIDE OFFENSES	0	-100.00% ▼	3	-40.00% ▼
HUMAN TRAFFICKING	0	NC	1	NC
KIDNAPPING/ ABDUCTION	2	-33.33% ▼	8	-33.33% ▼
SEX OFFENSES	0	-100.00% ▼	31	-42.59% ▼
Total	228	-3.80% ▼	1337	-1.76% ▼



Dallas Police Department Call, Crime, and Arrest Dashboard

Reports as of: Tuesday, June 28, 2022

Response Times MTD and YTD

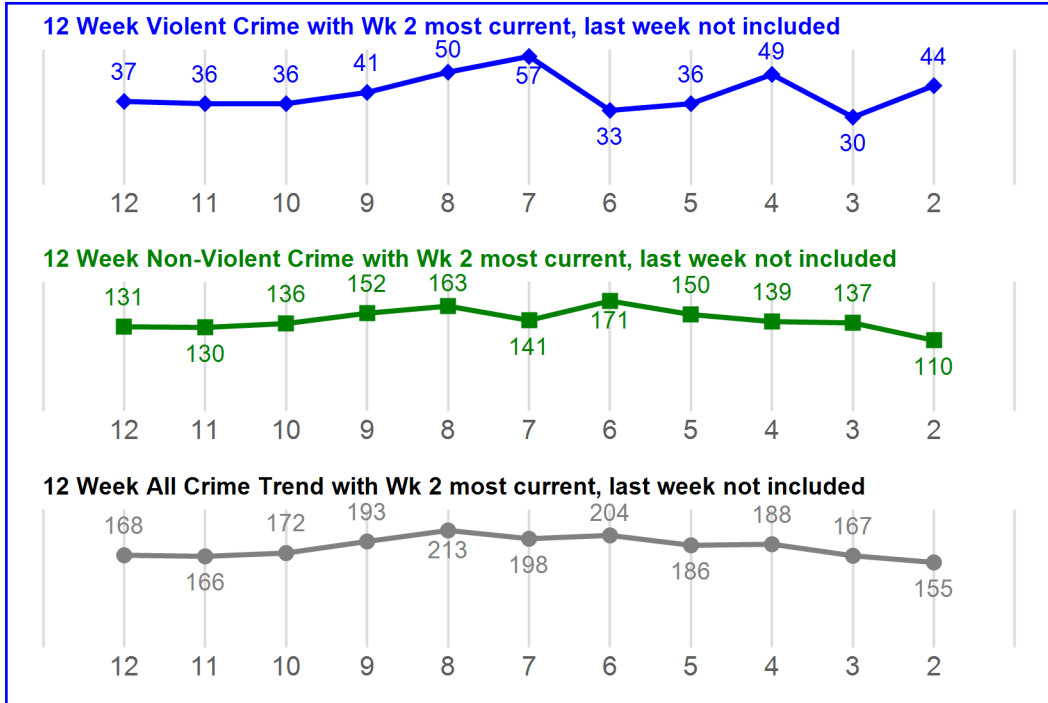
Priority	MTD	Over/Under vs Lst Yr	YTD	Over/Under vs Lst Yr
1	9.60	1.79 ▲	9.08	1.47 ▲
2	54.39	22.37 ▲	44.42	18.91 ▲
3	292.58	111.30 ▲	209.00	94.63 ▲
4	361.28	127.95 ▲	254.36	101.05 ▲

Over / Under compared to Last Year NOT GOALS

Dispatched Calls for Service MTD and YTD

Priority	MTD	% Chg	YTD	% Chg
1	484	8.28% ▲	2811	6.12% ▲
2	3632	8.52% ▲	21559	4.17% ▲
3	1806	-6.57% ▼	11836	4.61% ▲
4	1058	-17.67% ▼	7177	1.47% ▲
Total All	6980	-0.46% ▼	43383	3.96% ▲

SOUTHWEST



NIBRS Administrative Report MTD and YTD

Crime Against	MTD	% Chg	YTD	% Chg
PERSON	381	5.83% ▲	2340	-1.97% ▼
PROPERTY	655	-1.80% ▼	4724	9.96% ▲
SOCIETY	164	-26.46% ▼	1034	-0.67% ▼
Total	1200	-4.00% ▼	8098	4.84% ▲

NIBRS Compstat Daily Report MTD and YTD

CRIME TYPE	MTD	% Chg	YTD	% Chg
Non-Violent	488	2.74% ▲	3498	14.24% ▲
Violent	151	4.14% ▲	894	-6.97% ▼
TOTAL	639	3.06% ▲	4392	9.17% ▲

Gun Crime- Offenses Involving Guns MTD and YTD

Crime Category	MTD	% Chg	YTD	% Chg
ASSAULT OFFENSES	65	-15.58% ▼	451	-8.33% ▼
HOMICIDE OFFENSES	4	0.00% ▬	15	0.00% ▬
ROBBERY	27	50.00% ▲	139	12.10% ▲
SEX OFFENSES	0	-100.00% ▼	0	-100.00% ▼
Total	96	-4.95% ▼	605	-4.42% ▼

Arrest Summary MTD and YTD

Arrest Crime Against	MTD	% Chg	YTD	% Chg
PERSON	85	-4.49% ▼	537	-4.96% ▼
PROPERTY	18	-51.35% ▼	187	-23.36% ▼
SOCIETY	81	-41.30% ▼	523	-37.66% ▼
Other Misc	174	-5.43% ▼	1037	-2.90% ▼
TOTAL ARRESTS	358	-20.09% ▼	2284	-15.91% ▼

Family Violence Offense MTD and YTD

Crime Category	MTD	% Chg	YTD	% Chg
ASSAULT OFFENSES	200	13.64% ▲	1168	-3.79% ▼
HOMICIDE OFFENSES	0	NC	1	-66.67% ▼
KIDNAPPING/ ABDUCTION	0	-100.00% ▼	7	-36.36% ▼
SEX OFFENSES	7	16.67% ▲	25	-45.65% ▼
Total	207	13.11% ▲	1201	-5.73% ▼



Dallas Police Department Call, Crime, and Arrest Dashboard

Reports as of: Tuesday, June 28, 2022

Response Times MTD and YTD

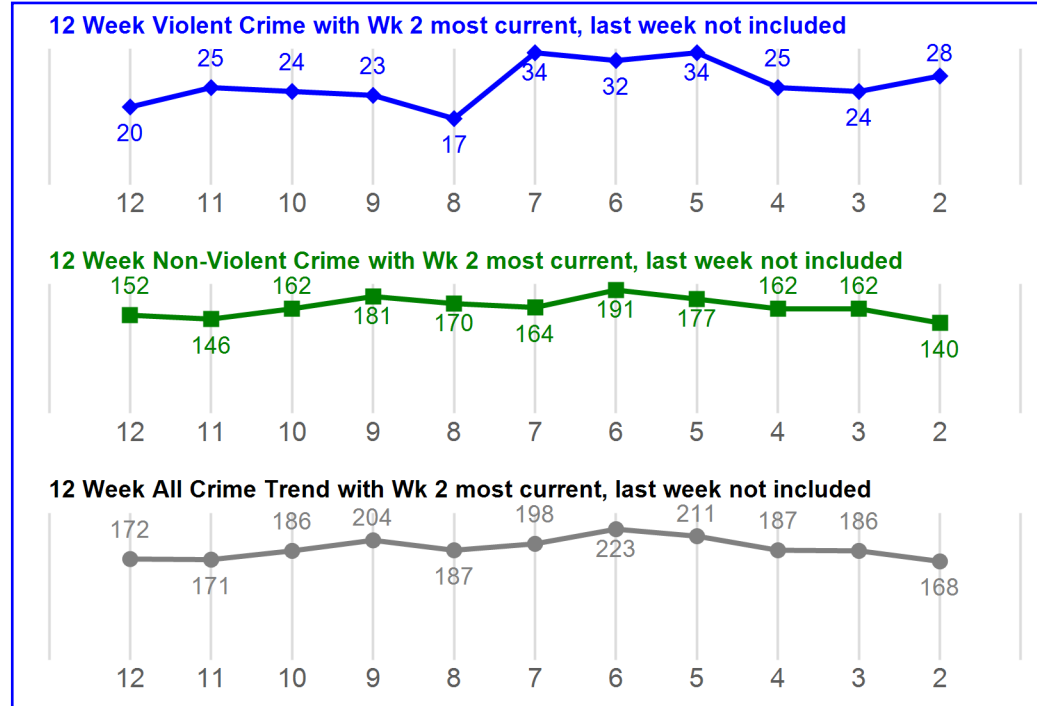
Priority	MTD	Over /Under vs Lst Yr	YTD	Over /Under vs Lst Yr
1	8.12	-2.24 ▼	8.75	-0.47 ▼
2	43.65	10.65 ▲	38.02	9.99 ▲
3	198.88	65.10 ▲	165.99	62.81 ▲
4	323.06	92.96 ▲	258.23	104.57 ▲

Over / Under compared to Last Year NOT GOALS

Dispatched Calls for Service MTD and YTD

Priority	MTD	% Chg	YTD	% Chg
1	421	16.62% ▲	2396	11.70% ▲
2	3305	15.00% ▲	18984	8.12% ▲
3	2002	-4.12% ▼	12095	5.22% ▲
4	946	-4.83% ▼	6199	14.33% ▲
Total All	6674	5.65% ▲	39674	8.34% ▲

NORTHWEST



NIBRS Administrative Report MTD and YTD

Crime Against	MTD	% Chg	YTD	% Chg
PERSON	273	12.35% ▲	1586	8.41% ▲
PROPERTY	775	-2.52% ▼	5247	7.17% ▲
SOCIETY	130	-26.97% ▼	968	-4.72% ▼
Total	1178	-3.13% ▼	7801	5.78% ▲

NIBRS Compstat Daily Report MTD and YTD

CRIME TYPE	MTD	% Chg	YTD	% Chg
Non-Violent	601	-3.38% ▼	3972	5.05% ▲
Violent	98	20.99% ▲	600	3.09% ▲
TOTAL	699	-0.57% ▼	4572	4.79% ▲

Gun Crime- Offenses Involving Guns MTD and YTD

Crime Category	MTD	% Chg	YTD	% Chg
ASSAULT OFFENSES	35	52.17% ▲	209	13.59% ▲
HOMICIDE OFFENSES	2	100.00% ▲	8	-11.11% ▼
ROBBERY	18	20.00% ▲	118	12.38% ▲
SEX OFFENSES	0	NC	4	-20.00% ▼
Total	55	41.03% ▲	339	11.88% ▲

Arrest Summary MTD and YTD

Arrest Crime Against	MTD	% Chg	YTD	% Chg
PERSON	76	24.59% ▲	381	25.33% ▲
PROPERTY	43	-4.44% ▼	267	-0.74% ▼
SOCIETY	123	-27.65% ▼	773	-32.13% ▼
Other Misc	170	-12.82% ▼	1125	4.75% ▲
TOTAL ARRESTS	412	-12.53% ▼	2546	-8.61% ▼

Family Violence Offense MTD and YTD

Crime Category	MTD	% Chg	YTD	% Chg
ASSAULT OFFENSES	123	20.59% ▲	667	13.63% ▲
HOMICIDE OFFENSES	0	NC	0	-100.00% ▼
KIDNAPPING/ ABDUCTION	2	0.00%	9	80.00% ▲
SEX OFFENSES	1	-66.67% ▼	15	-31.82% ▼
Total	126	17.76% ▲	691	12.36% ▲



Dallas Police Department Call, Crime, and Arrest Dashboard

Reports as of: Tuesday, June 28, 2022

Response Times MTD and YTD

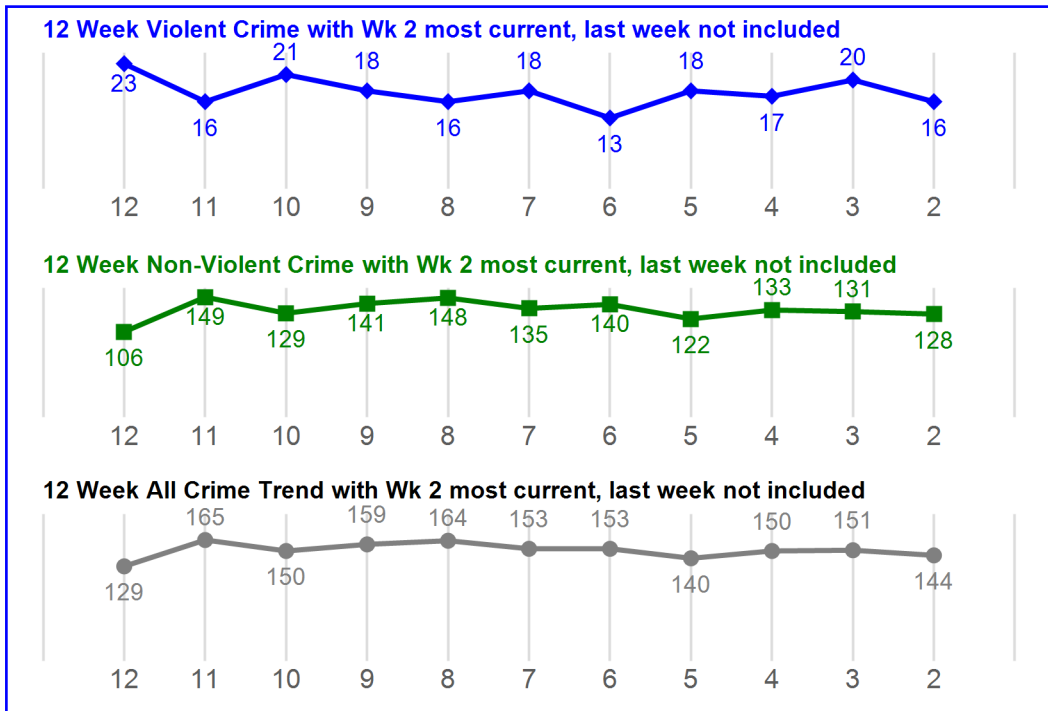
Priority	MTD	Over/Under vs Lst Yr	YTD	Over/Under vs Lst Yr
1	8.25	-0.79 ▼	8.58	0.25 ▲
2	29.16	-4.80 ▼	28.98	1.50 ▲
3	90.03	-30.26 ▼	83.92	-5.51 ▼
4	121.64	-71.44 ▼	125.34	-0.48 ▼

Over / Under compared to Last Year NOT GOALS

Dispatched Calls for Service MTD and YTD

Priority	MTD	% Chg	YTD	% Chg
1	295	-11.41% ▼	1789	7.00% ▲
2	2672	8.05% ▲	15132	5.00% ▲
3	1539	1.79% ▲	9171	5.79% ▲
4	963	9.43% ▲	6102	27.26% ▲
Total All	5469	5.21% ▲	32194	8.95% ▲

NORTH CENTRAL



NIBRS Administrative Report MTD and YTD

Crime Against	MTD	% Chg	YTD	% Chg
PERSON	229	-12.60% ▼	1478	7.49% ▲
PROPERTY	619	-3.13% ▼	3999	1.52% ▲
SOCIETY	45	-23.73% ▼	390	14.37% ▲
Total	893	-6.98% ▼	5867	3.75% ▲

NIBRS Compstat Daily Report MTD and YTD

CRIME TYPE	MTD	% Chg	YTD	% Chg
Non-Violent	491	0.20% ▲	3137	2.55% ▲
Violent	63	-29.21% ▼	459	4.32% ▲
TOTAL	554	-4.32% ▼	3596	2.77% ▲

Gun Crime- Offenses Involving Guns MTD and YTD

Crime Category	MTD	% Chg	YTD	% Chg
ASSAULT OFFENSES	12	-73.33% ▼	191	17.18% ▲
HOMICIDE OFFENSES	0	NC	7	>100%
ROBBERY	14	>100%	61	-6.15% ▼
SEX OFFENSES	0	NC	0	-100.00% ▼
Total	26	-45.83% ▼	259	12.12% ▲

Arrest Summary MTD and YTD

Arrest Crime Against	MTD	% Chg	YTD	% Chg
PERSON	60	3.45% ▲	369	6.34% ▲
PROPERTY	29	11.54% ▲	127	-9.93% ▼
SOCIETY	39	8.33% ▲	246	-30.11% ▼
Other Misc	94	0.00% ▬	668	20.80% ▲
TOTAL ARRESTS	222	3.74% ▲	1410	1.22% ▲

Family Violence Offense MTD and YTD

Crime Category	MTD	% Chg	YTD	% Chg
ASSAULT OFFENSES	130	-4.41% ▼	785	3.29% ▲
HOMICIDE OFFENSES	0	NC	2	100.00% ▲
KIDNAPPING/ ABDUCTION	0	-100.00% ▼	8	14.29% ▲
SEX OFFENSES	5	66.67% ▲	37	42.31% ▲
Total	135	-3.57% ▼	832	4.79% ▲



Dallas Police Department Call, Crime, and Arrest Dashboard

Reports as of: Tuesday, June 28, 2022

Response Times MTD and YTD

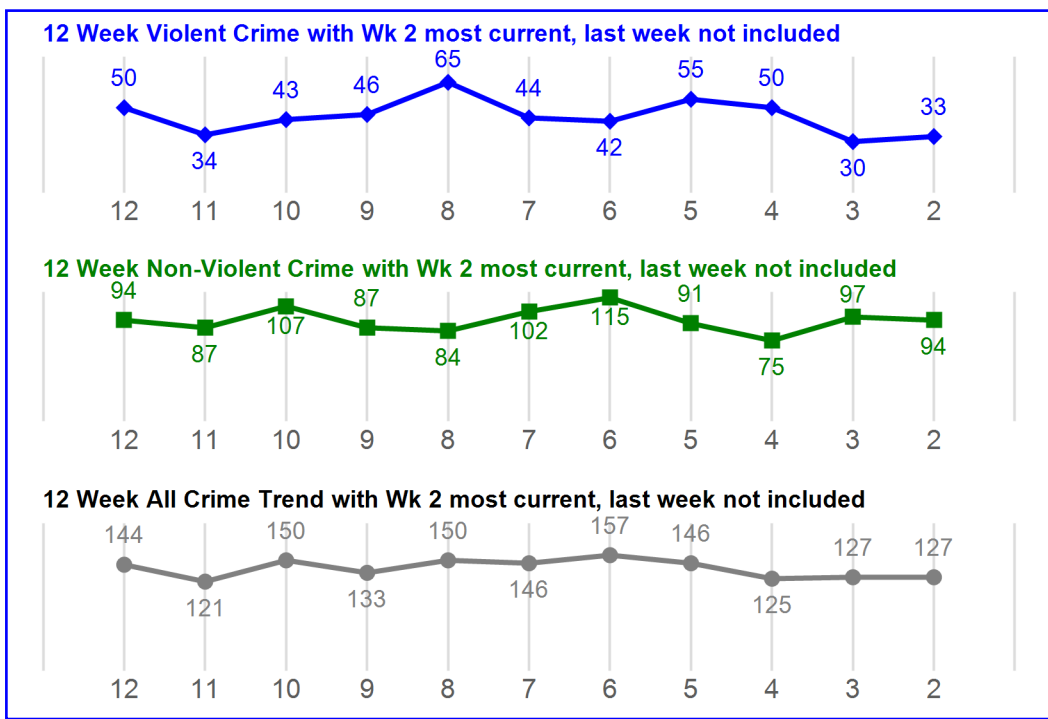
Priority	MTD	Over /Under vs Lst Yr	YTD	Over /Under vs Lst Yr
1	10.47	2.53 ▲	9.90	2.26 ▲
2	90.38	53.60 ▲	65.69	38.06 ▲
3	370.93	185.59 ▲	276.78	158.88 ▲
4	466.44	200.48 ▲	341.06	182.83 ▲

Over / Under compared to Last Year NOT GOALS

Dispatched Calls for Service MTD and YTD

Priority	MTD	% Chg	YTD	% Chg
1	485	-4.72% ▼	3002	2.25% ▲
2	3399	6.09% ▲	19881	-0.43% ▼
3	1517	-18.75% ▼	9677	-6.93% ▼
4	875	-21.17% ▼	5916	2.18% ▲
Total All	6276	-6.19% ▼	38476	-1.57% ▼

SOUTH CENTRAL



NIBRS Administrative Report MTD and YTD

Crime Against	MTD	% Chg	YTD	% Chg
PERSON	356	-19.64% ▼	2424	-10.39% ▼
PROPERTY	469	-15.19% ▼	3298	8.31% ▲
SOCIETY	172	-7.53% ▼	1042	-10.09% ▼
Total	997	-15.65% ▼	6764	-2.10% ▼

NIBRS Compstat Daily Report MTD and YTD

CRIME TYPE	MTD	% Chg	YTD	% Chg
Non-Violent	345	-3.63% ▼	2302	15.91% ▲
Violent	146	-19.78% ▼	1056	-4.52% ▼
TOTAL	491	-9.07% ▼	3358	8.60% ▲

Gun Crime- Offenses Involving Guns MTD and YTD

Crime Category	MTD	% Chg	YTD	% Chg
ASSAULT OFFENSES	92	-2.13% ▼	637	4.77% ▲
HOMICIDE OFFENSES	4	>100%	25	31.58% ▲
ROBBERY	9	-47.06% ▼	89	-9.18% ▼
SEX OFFENSES	0	NC	2	-60.00% ▼
Total	105	-6.25% ▼	753	3.15% ▲

Arrest Summary MTD and YTD

Arrest Crime Against	MTD	% Chg	YTD	% Chg
PERSON	79	-25.47% ▼	576	-17.48% ▼
PROPERTY	24	-7.69% ▼	139	-19.65% ▼
SOCIETY	102	-15.00% ▼	638	-35.03% ▼
Other Misc	211	27.11% ▲	1185	-0.42% ▼
TOTAL ARRESTS	416	-0.48% ▼	2538	-16.60% ▼

Family Violence Offense MTD and YTD

Crime Category	MTD	% Chg	YTD	% Chg
ASSAULT OFFENSES	184	-22.69% ▼	1200	-14.95% ▼
HOMICIDE OFFENSES	0	-100.00% ▼	4	33.33% ▲
HUMAN TRAFFICKING	0	NC	0	-100.00% ▼
KIDNAPPING/ ABDUCTION	0	NC	4	-33.33% ▼
SEX OFFENSES	4	0.00%	30	-30.23% ▼
Total	188	-22.63% ▼	1238	-15.44% ▼