



Dallas Police Department Call, Crime, and Arrest Dashboard

Reports as of: Saturday, July 30, 2022

Response Times MTD and YTD

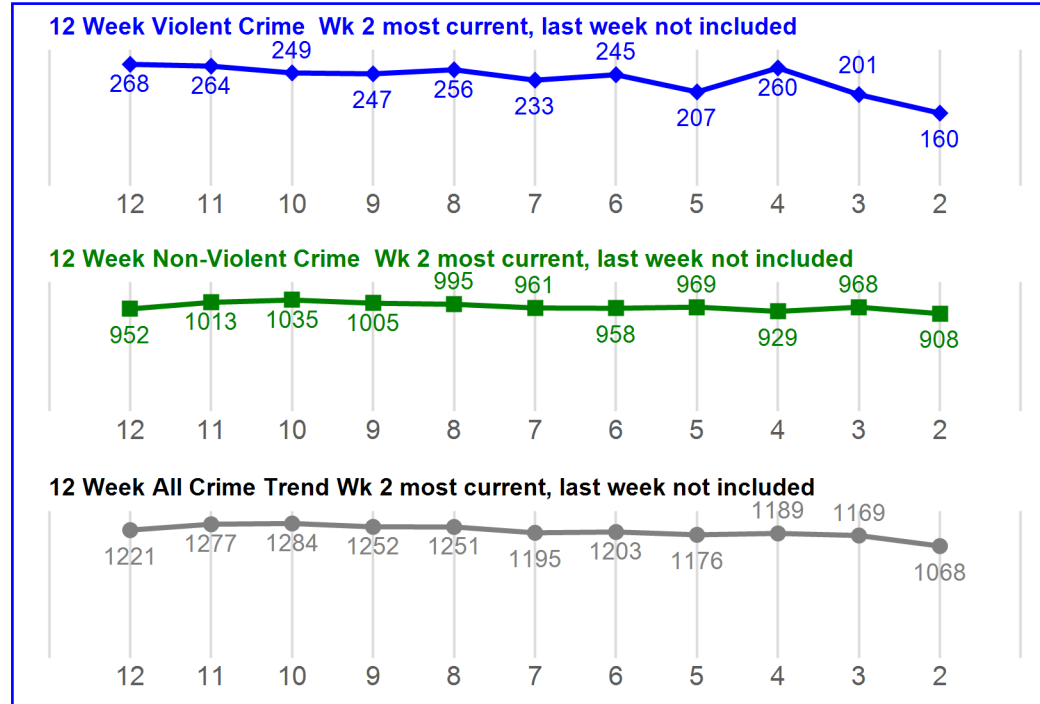
Priority	MTD	Over /Under vs Lst Yr	YTD	Over /Under vs Lst Yr
1	9.88	1.38 ▲	8.93	0.96 ▲
2	69.44	31.24 ▲	54.17	23.54 ▲
3	402.97	190.23 ▲	274.34	137.38 ▲
4	471.12	202.56 ▲	340.55	148.94 ▲

Over / Under compared to Last Year NOT GOALS

Dispatched Calls for Service MTD and YTD

Priority	MTD	% Chg	YTD	% Chg
1	3304	-6.64% ▼	21988	3.36% ▲
2	25845	6.18% ▲	170442	5.37% ▲
3	12236	-12.93% ▼	90056	-1.19% ▼
4	7115	-23.23% ▼	52038	0.04% ▲
Total All	48500	-5.27% ▼	334524	2.56% ▲

CITY WIDE



NIBRS Administrative Report MTD and YTD

Crime Against	MTD	% Chg	YTD	% Chg
PERSON	2444	-11.83% ▼	17257	-2.72% ▼
PROPERTY	5149	-7.07% ▼	37934	4.82% ▲
SOCIETY	1007	-9.77% ▼	7273	-9.06% ▼
Total	8600	-8.79% ▼	62464	0.87% ▲

NIBRS Compstat Daily Report MTD and YTD

CRIME TYPE	MTD	% Chg	YTD	% Chg
Violent	847	-23.21% ▼	6618	-4.82% ▼
Non-Violent	3842	-4.76% ▼	28295	7.08% ▲
TOTAL	4689	-8.72% ▼	34913	4.60% ▲

Gun Crime- Offenses Involving Guns MTD and YTD

Crime Category	MTD	% Chg	YTD	% Chg
ASSAULT OFFENSES	418	-26.67% ▼	3196	-3.24% ▼
HOMICIDE OFFENSES	10	-41.18% ▼	118	13.46% ▲
ROBBERY	88	-28.46% ▼	883	10.65% ▲
SEX OFFENSES	1	-85.71% ▼	14	-12.50% ▼
Total	517	-27.89% ▼	4211	-0.24% ▼

Arrest Summary MTD and YTD

Arrest Crime Against	MTD	% Chg	YTD	% Chg
PERSON	629	-3.53% ▼	4275	-3.32% ▼
PROPERTY	251	-18.51% ▼	1662	-11.41% ▼
SOCIETY	649	-28.45% ▼	4774	-32.63% ▼
Other Misc	1470	13.60% ▲	9541	9.05% ▲
Total Arrests	2999	-5.12% ▼	20252	-8.50% ▼

Family Violence Offense MTD and YTD

Crime Category	MTD	% Chg	YTD	% Chg
ASSAULT OFFENSES	1188	-6.97% ▼	8231	-3.14% ▼
HOMICIDE OFFENSES	2	-50.00% ▼	16	-33.33% ▼
HUMAN TRAFFICKING	0	NC	1	0.00% ▬
KIDNAPPING/ ABDUCTION	5	-44.44% ▼	63	0.00% ▬
SEX OFFENSES	24	-57.14% ▼	230	-30.09% ▼
Total	1219	-9.44% ▼	8541	-4.20% ▼



Dallas Police Department Call, Crime, and Arrest Dashboard

Reports as of: Saturday, July 30, 2022

Response Times MTD and YTD

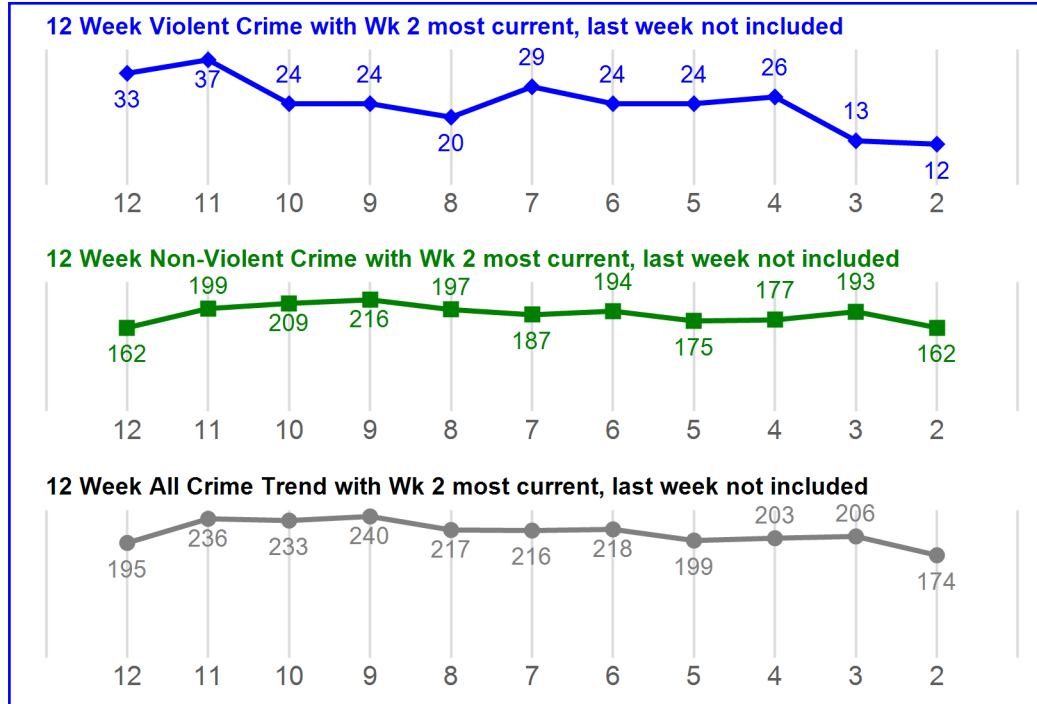
Priority	MTD	Over/Under vs Lst Yr	YTD	Over/Under vs Lst Yr
1	7.50	-0.73 ▼	6.96	0.18 ▲
2	33.04	2.05 ▲	29.98	4.12 ▲
3	145.56	9.95 ▲	104.76	9.07 ▲
4	205.78	30.59 ▲	153.77	13.81 ▲

Over / Under compared to Last Year NOT GOALS

Dispatched Calls for Service MTD and YTD

Priority	MTD	% Chg	YTD	% Chg
1	449	1.58% ▲	2943	20.02% ▲
2	3935	12.08% ▲	24742	13.48% ▲
3	1916	-7.39% ▼	13887	6.81% ▲
4	976	-14.08% ▼	7268	7.61% ▲
Total All	7276	1.65% ▲	48840	10.97% ▲

CENTRAL



NIBRS Administrative Report MTD and YTD

Crime Against	MTD	% Chg	YTD	% Chg
PERSON	262	-2.96% ▼	1785	-2.51% ▼
PROPERTY	880	-11.82% ▼	6807	8.08% ▲
SOCIETY	118	-19.18% ▼	910	-11.74% ▼
Total	1260	-10.89% ▼	9502	3.73% ▲

NIBRS Compstat Daily Report MTD and YTD

CRIME TYPE	MTD	% Chg	YTD	% Chg
Non-Violent	708	-7.33% ▼	5533	14.06% ▲
Violent	76	-28.97% ▼	654	-3.68% ▼
TOTAL	784	-9.99% ▼	6187	11.88% ▲

Gun Crime- Offenses Involving Guns MTD and YTD

Crime Category	MTD	% Chg	YTD	% Chg
ASSAULT OFFENSES	33	-17.50% ▼	266	-4.32% ▼
HOMICIDE OFFENSES	1	-50.00% ▼	13	62.50% ▲
ROBBERY	11	>100%	89	48.33% ▲
SEX OFFENSES	1	NC	2	-33.33% ▼
Total	46	-2.13% ▼	370	6.02% ▲

Arrest Summary MTD and YTD

Arrest Crime Against	MTD	% Chg	YTD	% Chg
PERSON	56	-9.68% ▼	453	-7.36% ▼
PROPERTY	30	-36.17% ▼	250	0.40% ▲
SOCIETY	117	-36.07% ▼	871	-27.66% ▼
Other Misc	277	19.91% ▲	1808	34.03% ▲
TOTAL ARRESTS	480	-8.22% ▼	3382	2.77% ▲

Family Violence Offense MTD and YTD

Crime Category	MTD	% Chg	YTD	% Chg
ASSAULT OFFENSES	83	-18.63% ▼	629	-7.23% ▼
HOMICIDE OFFENSES	0	NC	0	-100.00% ▼
KIDNAPPING/ ABDUCTION	0	-100.00% ▼	4	0.00%
SEX OFFENSES	3	-25.00% ▼	18	-56.10% ▼
Total	86	-19.63% ▼	651	-10.33% ▼



Dallas Police Department Call, Crime, and Arrest Dashboard

Reports as of: Saturday, July 30, 2022

Response Times MTD and YTD

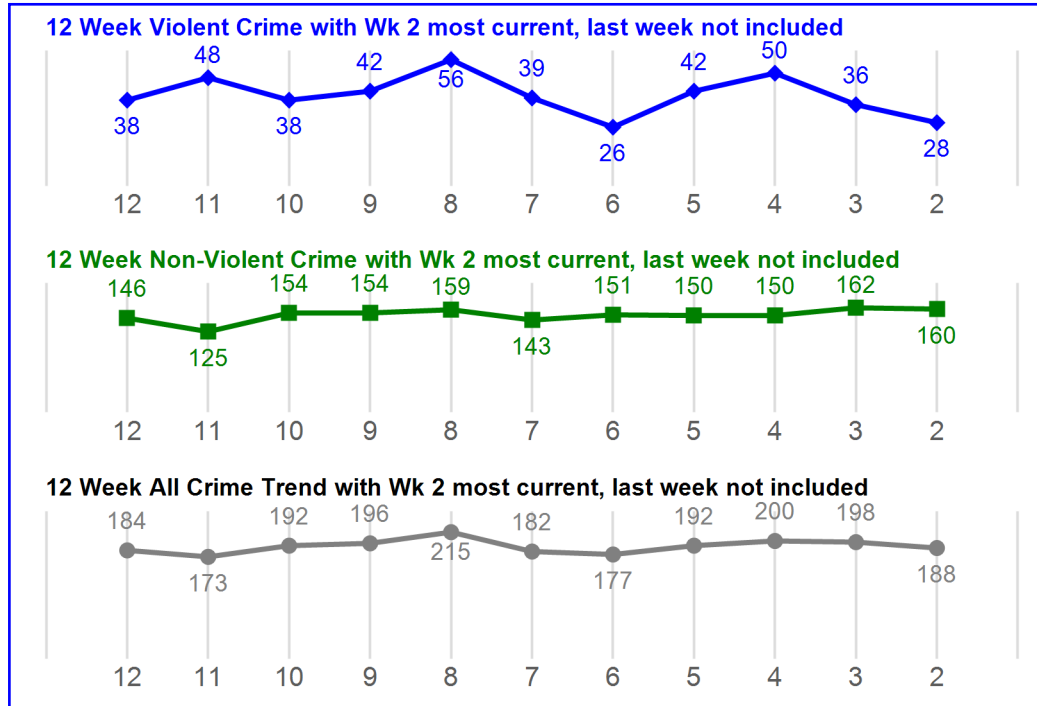
Priority	MTD	Over/Under vs Lst Yr	YTD	Over/Under vs Lst Yr
1	10.37	1.77 ▲	8.68	0.38 ▲
2	78.36	29.64 ▲	65.68	30.80 ▲
3	776.77	375.08 ▲	573.01	362.47 ▲
4	893.86	396.76 ▲	697.30	398.01 ▲

Over / Under compared to Last Year NOT GOALS

Dispatched Calls for Service MTD and YTD

Priority	MTD	% Chg	YTD	% Chg
1	550	-8.94% ▼	3722	3.07% ▲
2	4535	3.92% ▲	30349	4.35% ▲
3	1950	-22.22% ▼	14364	-9.63% ▼
4	1014	-33.98% ▼	7700	-8.64% ▼
Total All	8049	-10.68% ▼	56135	-1.55% ▼

NORTHEAST



NIBRS Administrative Report MTD and YTD

Crime Against	MTD	% Chg	YTD	% Chg
PERSON	420	-8.30% ▼	2955	-2.92% ▼
PROPERTY	858	-11.91% ▼	6380	-1.85% ▼
SOCIETY	158	-8.14% ▼	1164	-5.90% ▼
Total	1436	-10.47% ▼	10499	-2.62% ▼

NIBRS Compstat Daily Report MTD and YTD

CRIME TYPE	MTD	% Chg	YTD	% Chg
Non-Violent	646	-8.37% ▼	4678	-0.38% ▼
Violent	150	-10.71% ▼	1082	-2.43% ▼
TOTAL	796	-8.82% ▼	5760	-0.78% ▼

Gun Crime- Offenses Involving Guns MTD and YTD

Crime Category	MTD	% Chg	YTD	% Chg
ASSAULT OFFENSES	85	6.25% ▲	484	0.41% ▲
HOMICIDE OFFENSES	1	-80.00% ▼	17	-15.00% ▼
ROBBERY	15	-44.44% ▼	198	30.26% ▲
SEX OFFENSES	0	-100.00% ▼	0	-100.00% ▼
Total	101	-12.17% ▼	699	6.23% ▲

Arrest Summary MTD and YTD

Arrest Crime Against	MTD	% Chg	YTD	% Chg
PERSON	112	0.90% ▲	757	-5.26% ▼
PROPERTY	29	-23.68% ▼	276	2.22% ▲
SOCIETY	104	0.00% ▬	665	-28.80% ▼
Other Misc	213	33.96% ▲	1506	20.29% ▲
TOTAL ARRESTS	458	11.17% ▲	3204	-1.57% ▼

Family Violence Offense MTD and YTD

Crime Category	MTD	% Chg	YTD	% Chg
ASSAULT OFFENSES	204	-12.45% ▼	1530	-2.73% ▼
HOMICIDE OFFENSES	1	0.00% ▬	5	0.00% ▬
KIDNAPPING/ ABDUCTION	0	-100.00% ▼	16	45.45% ▲
SEX OFFENSES	3	-62.50% ▼	54	10.20% ▲
Total	208	-14.40% ▼	1605	-2.01% ▼



Dallas Police Department Call, Crime, and Arrest Dashboard

Reports as of: Saturday, July 30, 2022

Response Times MTD and YTD

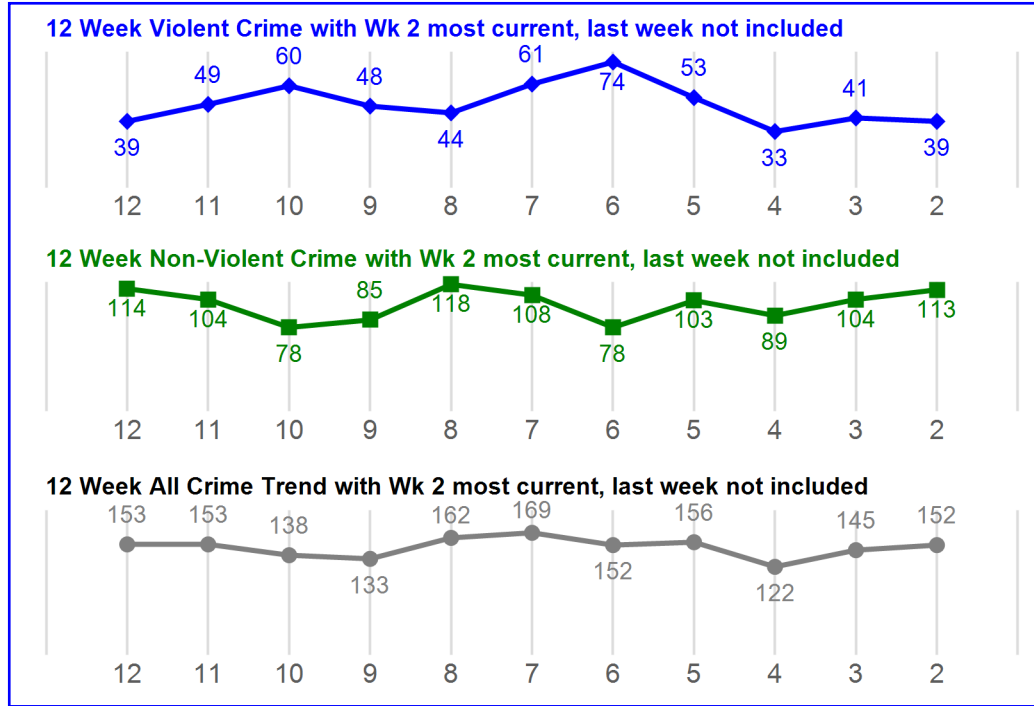
Priority	MTD	Over / Under vs Lst Yr	YTD	Over / Under vs Lst Yr
1	10.68	2.54 ▲	9.50	1.50 ▲
2	119.94	75.22 ▲	85.70	47.43 ▲
3	708.64	495.79 ▲	421.18	255.57 ▲
4	755.28	500.73 ▲	485.93	260.98 ▲

Over / Under compared to Last Year NOT GOALS

Dispatched Calls for Service MTD and YTD

Priority	MTD	% Chg	YTD	% Chg
1	557	-9.72% ▼	3467	-9.31% ▼
2	3797	8.36% ▲	25328	3.42% ▲
3	1481	-15.85% ▼	11655	-4.20% ▼
4	969	-33.95% ▼	7242	-12.43% ▼
Total All	6804	-7.40% ▼	47692	-2.17% ▼

SOUTHEAST



NIBRS Administrative Report MTD and YTD

Crime Against	MTD	% Chg	YTD	% Chg
PERSON	419	-27.63% ▼	3198	-6.08% ▼
PROPERTY	620	2.48% ▲	4170	2.63% ▲
SOCIETY	167	-12.11% ▼	1153	-24.14% ▼
Total	1206	-12.23% ▼	8521	-5.20% ▼

NIBRS Compstat Daily Report MTD and YTD

CRIME TYPE	MTD	% Chg	YTD	% Chg
Non-Violent	420	2.69% ▲	2744	2.01% ▲
Violent	163	-36.33% ▼	1381	-6.44% ▼
TOTAL	583	-12.33% ▼	4125	-0.98% ▼

Gun Crime- Offenses Involving Guns MTD and YTD

Crime Category	MTD	% Chg	YTD	% Chg
ASSAULT OFFENSES	88	-43.59% ▼	764	-4.14% ▼
HOMICIDE OFFENSES	3	-40.00% ▼	28	-3.45% ▼
ROBBERY	17	54.55% ▲	142	21.37% ▲
SEX OFFENSES	0	-100.00% ▼	1	-66.67% ▼
Total	108	-38.29% ▼	935	-1.16% ▼

Arrest Summary MTD and YTD

Arrest Crime Against	MTD	% Chg	YTD	% Chg
PERSON	114	-7.32% ▼	767	-4.84% ▼
PROPERTY	40	-6.98% ▼	194	-39.75% ▼
SOCIETY	92	-33.81% ▼	650	-41.96% ▼
Other Misc	207	7.81% ▲	1302	-12.32% ▼
TOTAL ARRESTS	453	-8.85% ▼	2913	-21.97% ▼

Family Violence Offense MTD and YTD

Crime Category	MTD	% Chg	YTD	% Chg
ASSAULT OFFENSES	209	-16.40% ▼	1519	-2.38% ▼
HOMICIDE OFFENSES	1	0.00% ▬	4	-33.33% ▼
HUMAN TRAFFICKING	0	NC	1	NC
KIDNAPPING/ ABDUCTION	0	NC	9	-25.00% ▼
SEX OFFENSES	3	-82.35% ▼	37	-48.61% ▼
Total	213	-20.52% ▼	1570	-4.62% ▼



Dallas Police Department Call, Crime, and Arrest Dashboard

Reports as of: Saturday, July 30, 2022

Response Times MTD and YTD

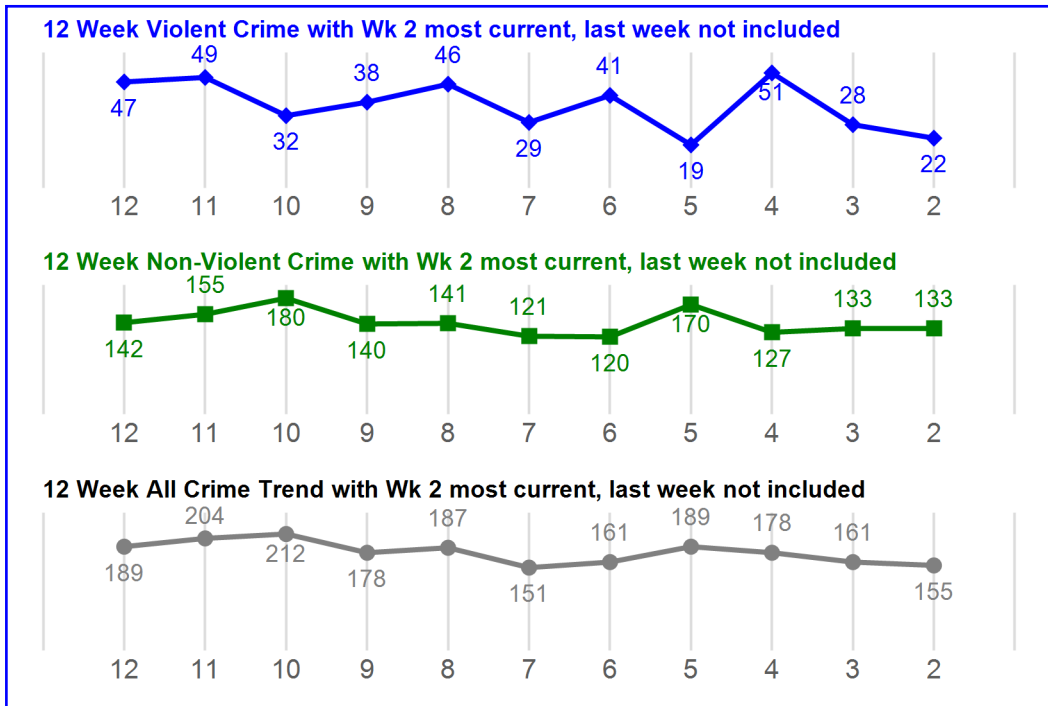
Priority	MTD	Over/Under vs Lst Yr	YTD	Over/Under vs Lst Yr
1	9.72	1.82 ▲	9.18	1.44 ▲
2	57.83	25.14 ▲	46.29	19.66 ▲
3	391.16	193.17 ▲	232.03	104.54 ▲
4	430.76	190.44 ▲	277.99	109.33 ▲

Over / Under compared to Last Year NOT GOALS

Dispatched Calls for Service MTD and YTD

Priority	MTD	% Chg	YTD	% Chg
1	477	-5.36% ▼	3316	4.05% ▲
2	3807	3.59% ▲	25608	4.12% ▲
3	1772	-12.54% ▼	13714	1.83% ▲
4	1185	-21.63% ▼	8428	-3.13% ▼
Total All	7241	-6.17% ▼	51066	2.24% ▲

SOUTHWEST



NIBRS Administrative Report MTD and YTD

Crime Against	MTD	% Chg	YTD	% Chg
PERSON	399	-6.12% ▼	2768	-2.26% ▼
PROPERTY	787	-2.48% ▼	5642	9.38% ▲
SOCIETY	157	-25.24% ▼	1203	-4.30% ▼
Total	1343	-6.87% ▼	9613	3.96% ▲

NIBRS Compstat Daily Report MTD and YTD

CRIME TYPE	MTD	% Chg	YTD	% Chg
Non-Violent	572	-0.87% ▼	4165	13.30% ▲
Violent	131	-22.49% ▼	1023	-10.03% ▼
TOTAL	703	-5.76% ▼	5188	7.79% ▲

Gun Crime- Offenses Involving Guns MTD and YTD

Crime Category	MTD	% Chg	YTD	% Chg
ASSAULT OFFENSES	68	-26.09% ▼	509	-11.94% ▼
HOMICIDE OFFENSES	1	-75.00% ▼	17	-5.56% ▼
ROBBERY	16	-33.33% ▼	157	7.53% ▲
SEX OFFENSES	0	NC	1	NC
Total	85	-29.17% ▼	684	-7.82% ▼

Arrest Summary MTD and YTD

Arrest Crime Against	MTD	% Chg	YTD	% Chg
PERSON	95	-2.06% ▼	639	-3.91% ▼
PROPERTY	33	-32.65% ▼	224	-24.32% ▼
SOCIETY	88	-27.87% ▼	617	-36.06% ▼
Other Misc	193	8.43% ▲	1239	-1.20% ▼
TOTAL ARRESTS	409	-8.30% ▼	2719	-14.50% ▼

Family Violence Offense MTD and YTD

Crime Category	MTD	% Chg	YTD	% Chg
ASSAULT OFFENSES	218	0.46% ▲	1397	-2.78% ▼
HOMICIDE OFFENSES	0	-100.00% ▼	1	-75.00% ▼
KIDNAPPING/ ABDUCTION	0	-100.00% ▼	8	-38.46% ▼
SEX OFFENSES	0	-100.00% ▼	26	-50.00% ▼
Total	218	-3.11% ▼	1432	-4.91% ▼



Dallas Police Department Call, Crime, and Arrest Dashboard

Reports as of: Saturday, July 30, 2022

Response Times MTD and YTD

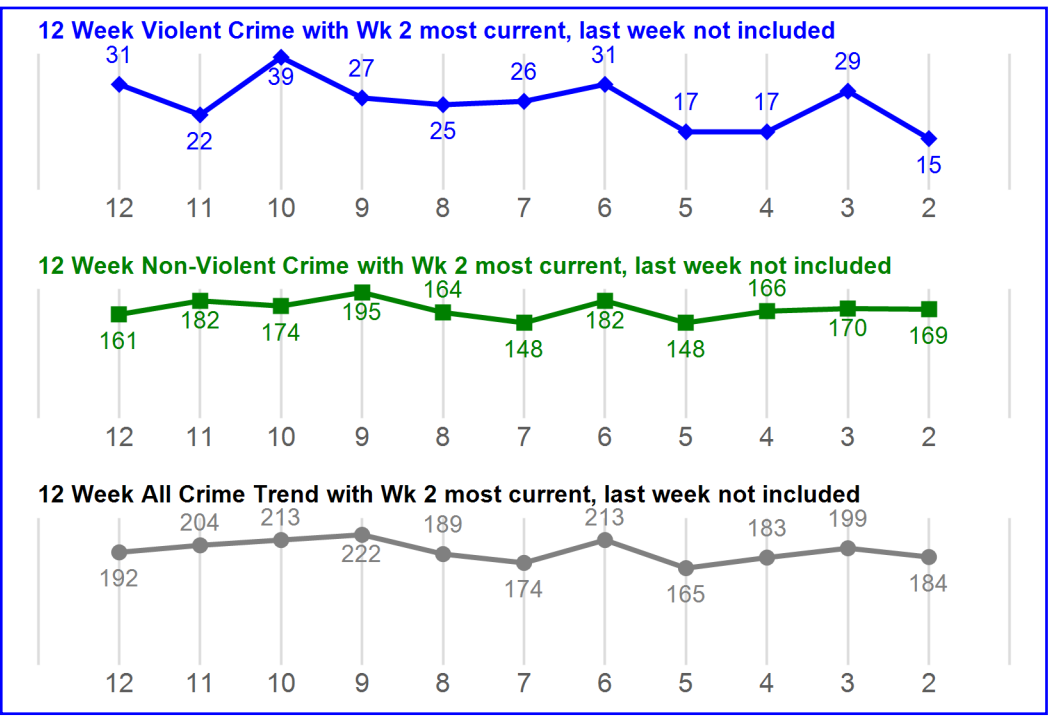
Priority	MTD	Over /Under vs Lst Yr	YTD	Over /Under vs Lst Yr
1	9.06	-0.68 ▼	8.82	0.11 ▲
2	51.39	16.61 ▲	40.17	11.16 ▲
3	299.16	124.89 ▲	184.86	70.55 ▲
4	414.91	146.10 ▲	280.51	105.46 ▲

Over / Under compared to Last Year NOT GOALS

Dispatched Calls for Service MTD and YTD

Priority	MTD	% Chg	YTD	% Chg
1	407	-0.73% ▼	2831	10.03% ▲
2	3476	8.35% ▲	22677	8.23% ▲
3	1958	-10.72% ▼	14192	2.64% ▲
4	981	-14.99% ▼	7258	9.04% ▲
Total All	6822	-2.05% ▼	46958	6.70% ▲

NORTHWEST



NIBRS Administrative Report MTD and YTD

Crime Against	MTD	% Chg	YTD	% Chg
PERSON	259	-7.17% ▼	1873	6.66% ▲
PROPERTY	846	-1.86% ▼	6255	7.73% ▲
SOCIETY	158	-12.71% ▼	1141	-6.01% ▼
Total	1263	-4.46% ▼	9269	5.62% ▲

NIBRS Compstat Daily Report MTD and YTD

CRIME TYPE	MTD	% Chg	YTD	% Chg
Non-Violent	672	2.60% ▲	4756	6.28% ▲
Violent	98	-22.83% ▼	711	-0.56% ▼
TOTAL	770	-1.53% ▼	5467	5.34% ▲

Gun Crime- Offenses Involving Guns MTD and YTD

Crime Category	MTD	% Chg	YTD	% Chg
ASSAULT OFFENSES	36	-21.74% ▼	243	2.53% ▲
HOMICIDE OFFENSES	1	NC	8	0.00% ▬
ROBBERY	9	-67.86% ▼	120	-9.09% ▼
SEX OFFENSES	0	NC	5	25.00% ▲
Total	46	-37.84% ▼	376	-1.31% ▼

Arrest Summary MTD and YTD

Arrest Crime Against	MTD	% Chg	YTD	% Chg
PERSON	63	-3.08% ▼	447	21.14% ▲
PROPERTY	40	-14.89% ▼	313	-1.88% ▼
SOCIETY	122	-28.65% ▼	911	-31.09% ▼
Other Misc	204	7.37% ▲	1336	4.05% ▲
TOTAL ARRESTS	429	-9.30% ▼	3007	-8.71% ▼

Family Violence Offense MTD and YTD

Crime Category	MTD	% Chg	YTD	% Chg
ASSAULT OFFENSES	113	3.67% ▲	785	12.14% ▲
HOMICIDE OFFENSES	0	-100.00% ▼	0	-100.00% ▼
KIDNAPPING/ ABDUCTION	3	NC	12	>100% ▲
SEX OFFENSES	6	20.00% ▲	22	-18.52% ▼
Total	122	6.09% ▲	819	11.58% ▲



Dallas Police Department Call, Crime, and Arrest Dashboard

Reports as of: Saturday, July 30, 2022

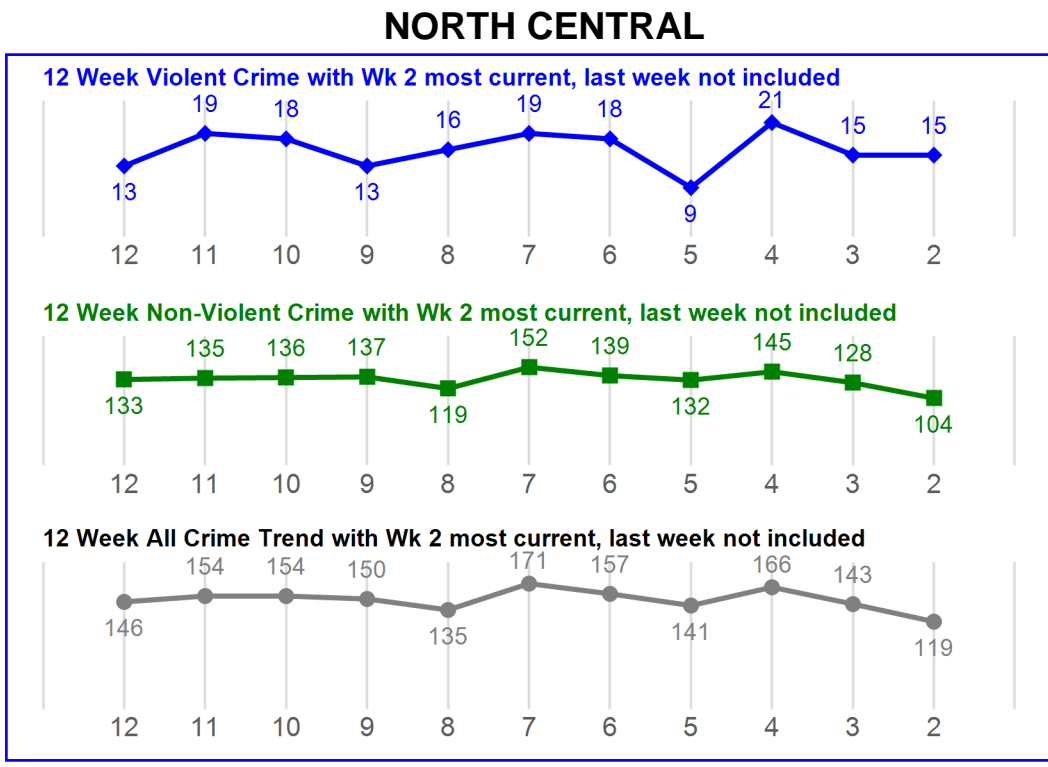
Response Times MTD and YTD

Priority	MTD	Over/Under vs Lst Yr	YTD	Over/Under vs Lst Yr
1	7.91	-0.92 ▼	8.48	0.04 ▲
2	31.95	-4.42 ▼	29.36	0.61 ▲
3	105.26	-34.81 ▼	87.78	-9.80 ▼
4	158.80	-29.47 ▼	130.40	-7.35 ▼

Over / Under compared to Last Year NOT GOALS

Dispatched Calls for Service MTD and YTD

Priority	MTD	% Chg	YTD	% Chg
1	314	-15.82% ▼	2125	2.71% ▲
2	2599	2.77% ▲	17917	4.81% ▲
3	1688	6.63% ▲	10967	5.78% ▲
4	1025	-0.49% ▼	7193	22.12% ▲
Total All	5626	2.01% ▲	38202	7.85% ▲



NIBRS Administrative Report MTD and YTD

Crime Against	MTD	% Chg	YTD	% Chg
PERSON	250	-12.89% ▼	1764	5.76% ▲
PROPERTY	676	2.58% ▲	4810	3.57% ▲
SOCIETY	71	18.33% ▲	469	16.38% ▲
Total	997	-0.89% ▼	7043	4.88% ▲

NIBRS Compstat Daily Report MTD and YTD

CRIME TYPE	MTD	% Chg	YTD	% Chg
Non-Violent	514	2.80% ▲	3754	4.25% ▲
Violent	69	-28.87% ▼	534	-0.74% ▼
TOTAL	583	-2.35% ▼	4288	3.60% ▲

Gun Crime- Offenses Involving Guns MTD and YTD

Crime Category	MTD	% Chg	YTD	% Chg
ASSAULT OFFENSES	24	-53.85% ▼	216	2.37% ▲
HOMICIDE OFFENSES	0	NC	7	>100%
ROBBERY	10	42.86% ▲	74	5.71% ▲
SEX OFFENSES	0	NC	3	NC
Total	34	-42.37% ▼	300	6.01% ▲

Arrest Summary MTD and YTD

Arrest Crime Against	MTD	% Chg	YTD	% Chg
PERSON	70	9.38% ▲	446	7.73% ▲
PROPERTY	36	2.86% ▲	166	-5.68% ▼
SOCIETY	49	-16.95% ▼	301	-27.29% ▼
Other Misc	123	8.85% ▲	792	17.86% ▲
TOTAL ARRESTS	278	2.58% ▲	1705	1.73% ▲

Family Violence Offense MTD and YTD

Crime Category	MTD	% Chg	YTD	% Chg
ASSAULT OFFENSES	150	5.63% ▲	942	3.74% ▲
HOMICIDE OFFENSES	0	NC	2	100.00% ▲
KIDNAPPING/ ABDUCTION	2	-33.33% ▼	10	0.00% ▬
SEX OFFENSES	2	-75.00% ▼	39	14.71% ▲
Total	154	0.65% ▲	993	4.20% ▲



Dallas Police Department Call, Crime, and Arrest Dashboard

Reports as of: Saturday, July 30, 2022

Response Times MTD and YTD

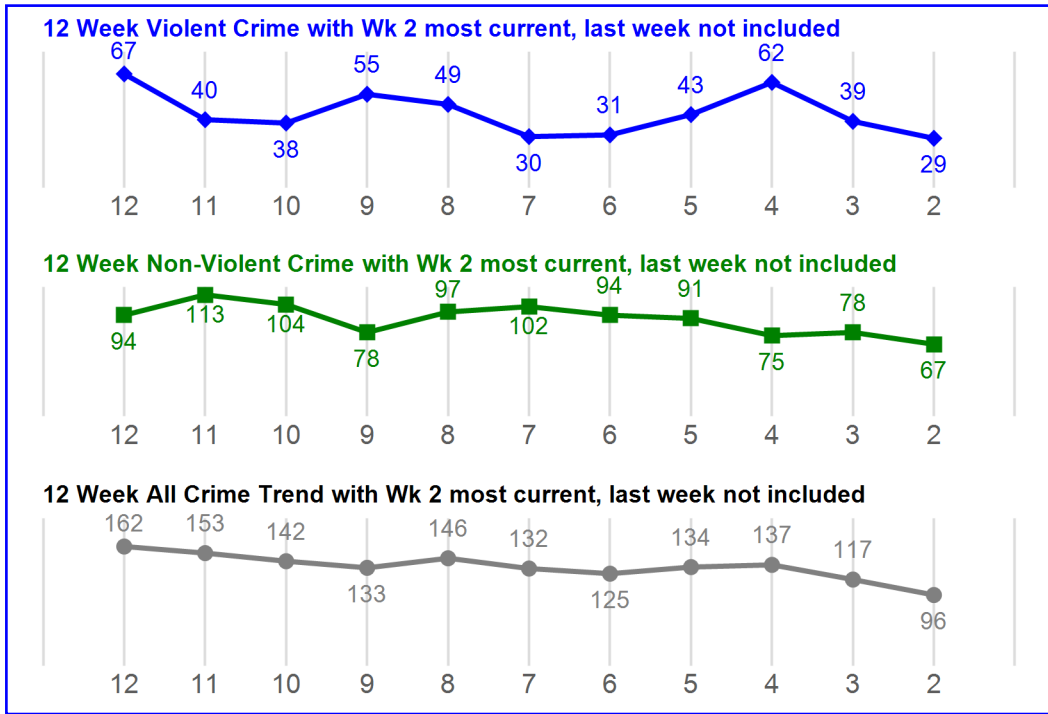
Priority	MTD	Over / Under vs Lst Yr	YTD	Over / Under vs Lst Yr
1	12.29	3.91 ▲	10.30	2.47 ▲
2	100.90	64.90 ▲	71.84	42.89 ▲
3	442.58	278.18 ▲	302.02	176.83 ▲
4	478.73	279.30 ▲	362.49	196.28 ▲

Over / Under compared to Last Year NOT GOALS

Dispatched Calls for Service MTD and YTD

Priority	MTD	% Chg	YTD	% Chg
1	550	-6.62% ▼	3584	0.70% ▲
2	3696	4.14% ▲	23821	0.34% ▲
3	1471	-23.19% ▼	11277	-9.19% ▼
4	965	-32.66% ▼	6949	-5.03% ▼
Total All	6682	-10.74% ▼	45631	-2.99% ▼

SOUTH CENTRAL



NIBRS Administrative Report MTD and YTD

Crime Against	MTD	% Chg	YTD	% Chg
PERSON	435	-8.23% ▼	2914	-9.02% ▼
PROPERTY	482	-24.21% ▼	3870	4.06% ▲
SOCIETY	178	13.38% ▲	1233	-7.71% ▼
Total	1095	-13.58% ▼	8017	-2.92% ▼

NIBRS Compstat Daily Report MTD and YTD

CRIME TYPE	MTD	% Chg	YTD	% Chg
Non-Violent	310	-26.89% ▼	2665	9.45% ▲
Violent	160	-10.61% ▼	1233	-5.08% ▼
TOTAL	470	-22.06% ▼	3898	4.39% ▲

Gun Crime- Offenses Involving Guns MTD and YTD

Crime Category	MTD	% Chg	YTD	% Chg
ASSAULT OFFENSES	84	-19.23% ▼	714	-0.83% ▼
HOMICIDE OFFENSES	3	>100%	28	47.37% ▲
ROBBERY	10	-52.38% ▼	103	-14.88% ▼
SEX OFFENSES	0	-100.00% ▼	2	0.00%
Total	97	-23.62% ▼	847	-1.74% ▼

Arrest Summary MTD and YTD

Arrest Crime Against	MTD	% Chg	YTD	% Chg
PERSON	108	-8.47% ▼	692	-16.02% ▼
PROPERTY	35	-7.89% ▼	178	-16.04% ▼
SOCIETY	73	-42.97% ▼	722	-35.36% ▼
Other Misc	231	10.53% ▲	1427	1.35% ▲
TOTAL ARRESTS	447	-9.33% ▼	3019	-15.22% ▼

Family Violence Offense MTD and YTD

Crime Category	MTD	% Chg	YTD	% Chg
ASSAULT OFFENSES	211	-5.80% ▼	1429	-13.18% ▼
HOMICIDE OFFENSES	0	NC	4	33.33% ▲
HUMAN TRAFFICKING	0	NC	0	-100.00% ▼
KIDNAPPING/ ABDUCTION	0	-100.00% ▼	4	-50.00% ▼
SEX OFFENSES	7	-22.22% ▼	34	-37.04% ▼
Total	218	-7.23% ▼	1471	-14.08% ▼