



Dallas Police Department Call, Crime, and Arrest Dashboard

Reports as of: Saturday, February 4, 2023

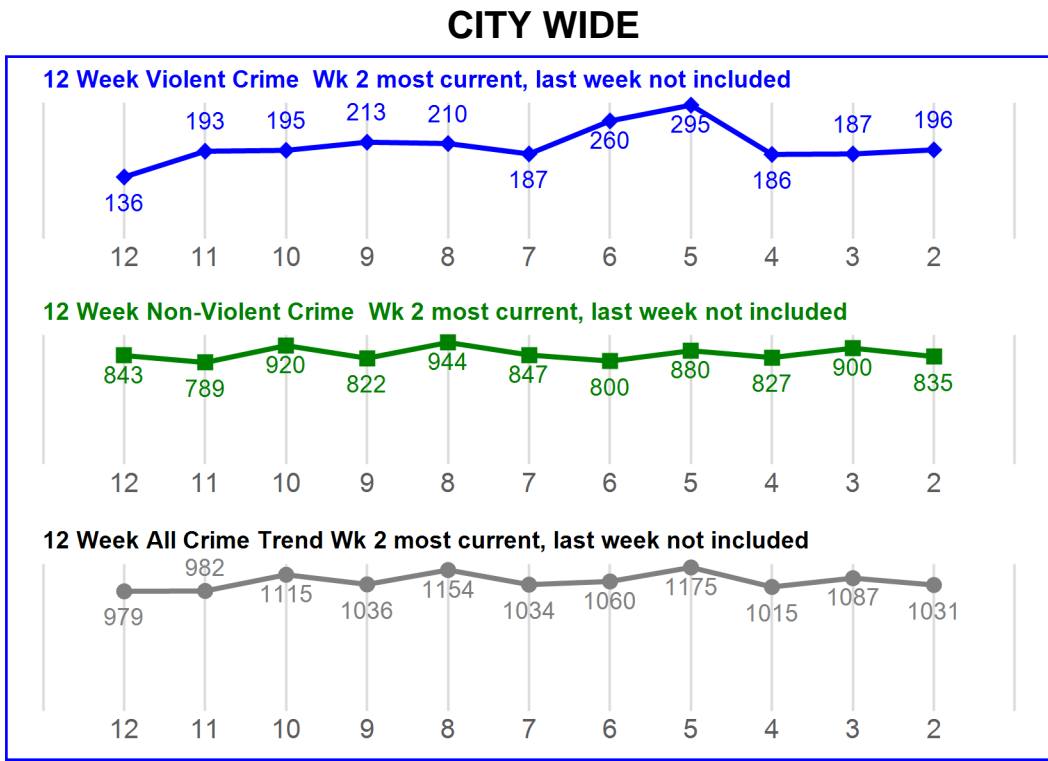
Response Times MTD and YTD

Priority	MTD	Over /Under vs Lst Yr	YTD	Over /Under vs Lst Yr
1	12.14	2.37 ▲	9.54	1.48 ▲
2	88.13	55.89 ▲	75.54	38.26 ▲
3	195.10	70.76 ▲	394.82	234.46 ▲
4	237.47	45.36 ▲	438.09	228.24 ▲

Over / Under compared to Last Year NOT GOALS

Dispatched Calls for Service MTD and YTD

Priority	MTD	% Chg	YTD	% Chg
1	343	-0.29% ▼	3180	4.50% ▲
2	2632	0.57% ▲	25626	4.20% ▲
3	1198	-23.55% ▼	12756	-11.89% ▼
4	673	-34.85% ▼	6954	-15.68% ▼
Total All	4846	-12.86% ▼	48516	-3.66% ▼



NIBRS Administrative Report MTD and YTD

Crime Against	MTD	% Chg	YTD	% Chg
PERSON	192	-28.62% ▼	2562	-3.68% ▼
PROPERTY	305	-49.67% ▼	5179	-15.56% ▼
SOCIETY	94	-7.84% ▼	1202	2.56% ▲
Total	591	-39.51% ▼	8943	-10.26% ▼

NIBRS Compstat Daily Report MTD and YTD

CRIME TYPE	MTD	% Chg	YTD	% Chg
Violent	68	-8.11% ▼	1029	5.43% ▲
Non-Violent	213	-53.49% ▼	3930	-13.09% ▼
TOTAL	281	-47.18% ▼	4959	-9.80% ▼

Gun Crime- Offenses Involving Guns MTD and YTD

Crime Category	MTD	% Chg	YTD	% Chg
ASSAULT OFFENSES	35	-32.69% ▼	563	11.49% ▲
HOMICIDE OFFENSES	1	0.00% ▬	20	0.00% ▬
ROBBERY	12	33.33% ▲	110	-25.17% ▼
SEX OFFENSES	0	NC	2	NC
Total	48	-22.58% ▼	695	3.42% ▲

Arrest Summary MTD and YTD

Arrest Crime Against	MTD	% Chg	YTD	% Chg
PERSON	69	6.15% ▲	674	2.12% ▲
PROPERTY	32	39.13% ▲	290	15.08% ▲
SOCIETY	53	-8.62% ▼	770	9.84% ▲
Other Misc	127	-11.19% ▼	1205	-15.73% ▼
Total Arrests	281	-2.77% ▼	2939	-3.42% ▼

Family Violence Offense MTD and YTD

Crime Category	MTD	% Chg	YTD	% Chg
ASSAULT OFFENSES	119	-21.19% ▼	1276	-9.57% ▼
HOMICIDE OFFENSES	0	-100.00% ▼	1	-80.00% ▼
KIDNAPPING/ ABDUCTION	1	NC	12	9.09% ▲
SEX OFFENSES	3	NC	25	-26.47% ▼
Total	123	-19.08% ▼	1314	-10.06% ▼



Dallas Police Department Call, Crime, and Arrest Dashboard

Reports as of: Saturday, February 4, 2023

Response Times MTD and YTD

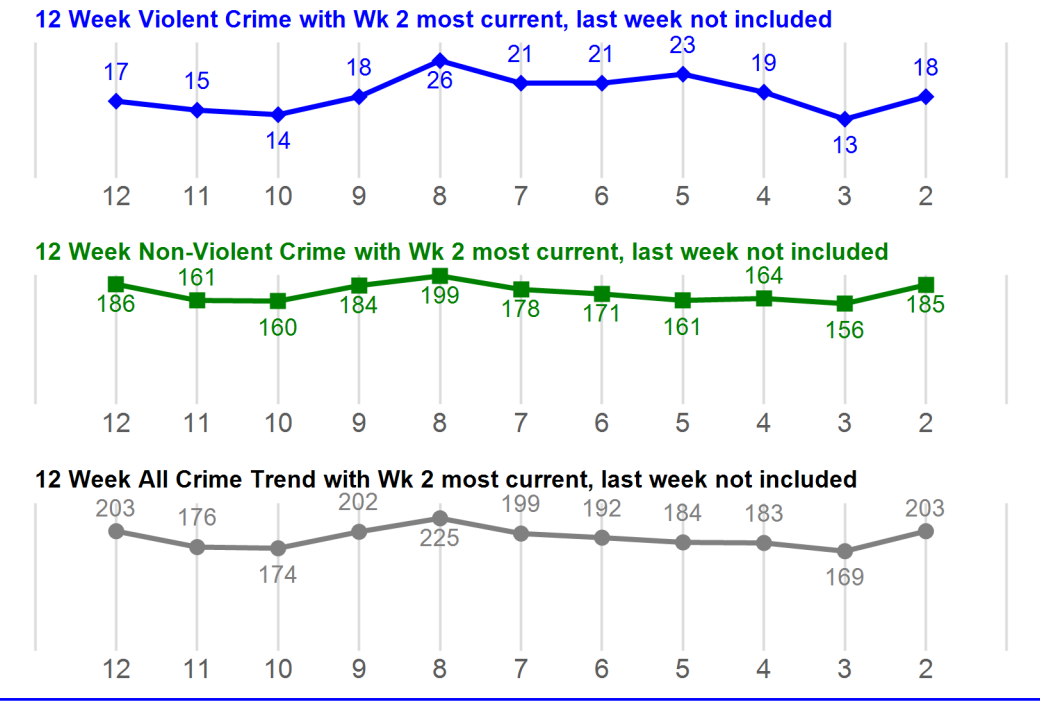
Priority	MTD	Over /Under vs Lst Yr	YTD	Over /Under vs Lst Yr
1	7.44	-0.24 ▼	7.26	0.72 ▲
2	32.32	7.09 ▲	37.05	8.91 ▲
3	85.39	9.78 ▲	178.44	102.66 ▲
4	177.07	94.70 ▲	278.98	164.97 ▲

Over / Under compared to Last Year NOT GOALS

Dispatched Calls for Service MTD and YTD

Priority	MTD	% Chg	YTD	% Chg
1	32	-15.79% ▼	399	4.18% ▲
2	373	8.12% ▲	3814	7.80% ▲
3	185	-14.35% ▼	2008	-7.12% ▼
4	92	-33.33% ▼	988	-15.19% ▼
Total All	682	-7.46% ▼	7209	-0.54% ▼

CENTRAL



NIBRS Administrative Report MTD and YTD

Crime Against	MTD	% Chg	YTD	% Chg
PERSON	16	-5.88% ▼	283	8.43% ▲
PROPERTY	44	-58.49% ▼	908	-14.02% ▼
SOCIETY	12	50.00% ▲	194	41.61% ▲
Total	72	-45.04% ▼	1385	-4.75% ▼

NIBRS Compstat Daily Report MTD and YTD

CRIME TYPE	MTD	% Chg	YTD	% Chg
Non-Violent	35	-59.77% ▼	758	-12.06% ▼
Violent	4	100.00% ▲	81	9.46% ▲
TOTAL	39	-56.18% ▼	839	-10.36% ▼

Gun Crime- Offenses Involving Guns MTD and YTD

Crime Category	MTD	% Chg	YTD	% Chg
ASSAULT OFFENSES	1	-50.00% ▼	44	25.71% ▲
HOMICIDE OFFENSES	0	NC	2	100.00% ▲
ROBBERY	1	NC	4	-50.00% ▼
SEX OFFENSES	0	NC	0	NC
Total	2	0.00%	50	13.64% ▲

Arrest Summary MTD and YTD

Arrest Crime Against	MTD	% Chg	YTD	% Chg
PERSON	9	80.00% ▲	84	15.07% ▲
PROPERTY	4	33.33% ▲	37	23.33% ▲
SOCIETY	12	100.00% ▲	173	35.16% ▲
Other Misc	22	-4.35% ▼	237	-4.05% ▼
TOTAL ARRESTS	47	27.03% ▲	531	11.09% ▲

Family Violence Offense MTD and YTD

Crime Category	MTD	% Chg	YTD	% Chg
ASSAULT OFFENSES	8	-27.27% ▼	118	-3.28% ▼
SEX OFFENSES	0	NC	2	-33.33% ▼
Total	8	-27.27% ▼	120	-4.00% ▼



Dallas Police Department Call, Crime, and Arrest Dashboard

Reports as of: Saturday, February 4, 2023

Response Times MTD and YTD

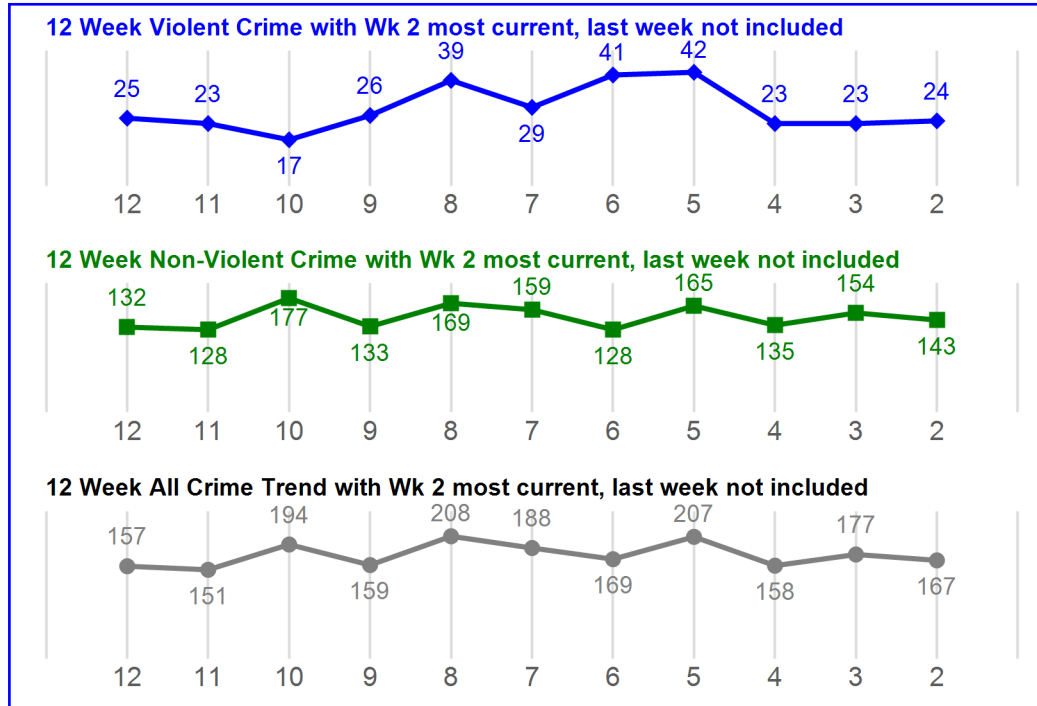
Priority	MTD	Over/Under vs Lst Yr	YTD	Over/Under vs Lst Yr
1	10.19	-1.89 ▼	9.21	0.86 ▲
2	126.76	88.63 ▲	103.67	60.41 ▲
3	380.44	97.66 ▲	997.32	703.96 ▲
4	435.92	-43.52 ▼	980.16	599.82 ▲

Over / Under compared to Last Year NOT GOALS

Dispatched Calls for Service MTD and YTD

Priority	MTD	% Chg	YTD	% Chg
1	67	-14.10% ▼	549	-4.69% ▼
2	497	6.88% ▲	4571	4.24% ▲
3	161	-34.29% ▼	1934	-19.28% ▼
4	89	-53.16% ▼	993	-26.34% ▼
Total All	814	-16.77% ▼	8047	-7.56% ▼

NORTHEAST



NIBRS Administrative Report MTD and YTD

Crime Against	MTD	% Chg	YTD	% Chg
PERSON	44	-24.14% ▼	399	-16.35% ▼
PROPERTY	46	-57.01% ▼	914	-17.73% ▼
SOCIETY	6	-60.00% ▼	154	-13.48% ▼
Total	96	-46.67% ▼	1467	-16.93% ▼

NIBRS Compstat Daily Report MTD and YTD

CRIME TYPE	MTD	% Chg	YTD	% Chg
Non-Violent	30	-62.03% ▼	679	-16.07% ▼
Violent	11	-42.11% ▼	145	-18.99% ▼
TOTAL	41	-58.16% ▼	824	-16.60% ▼

Gun Crime- Offenses Involving Guns MTD and YTD

Crime Category	MTD	% Chg	YTD	% Chg
ASSAULT OFFENSES	3	-75.00% ▼	69	-12.66% ▼
HOMICIDE OFFENSES	0	NC	2	-33.33% ▼
ROBBERY	3	>100%	26	-39.53% ▼
SEX OFFENSES	0	NC	0	NC
Total	6	-53.85% ▼	97	-22.40% ▼

Arrest Summary MTD and YTD

Arrest Crime Against	MTD	% Chg	YTD	% Chg
PERSON	10	-16.67% ▼	95	-18.10% ▼
PROPERTY	2	-60.00% ▼	47	0.00% ▬
SOCIETY	10	66.67% ▲	77	-17.20% ▼
Other Misc	12	-53.85% ▼	148	-37.02% ▼
TOTAL ARRESTS	34	-30.61% ▼	367	-25.25% ▼

Family Violence Offense MTD and YTD

Crime Category	MTD	% Chg	YTD	% Chg
ASSAULT OFFENSES	34	6.25% ▲	230	-17.27% ▼
HOMICIDE OFFENSES	0	NC	0	-100.00% ▼
KIDNAPPING/ ABDUCTION	1	NC	2	-33.33% ▼
SEX OFFENSES	1	NC	3	-76.92% ▼
Total	36	12.50% ▲	235	-20.34% ▼



Dallas Police Department Call, Crime, and Arrest Dashboard

Reports as of: Saturday, February 4, 2023

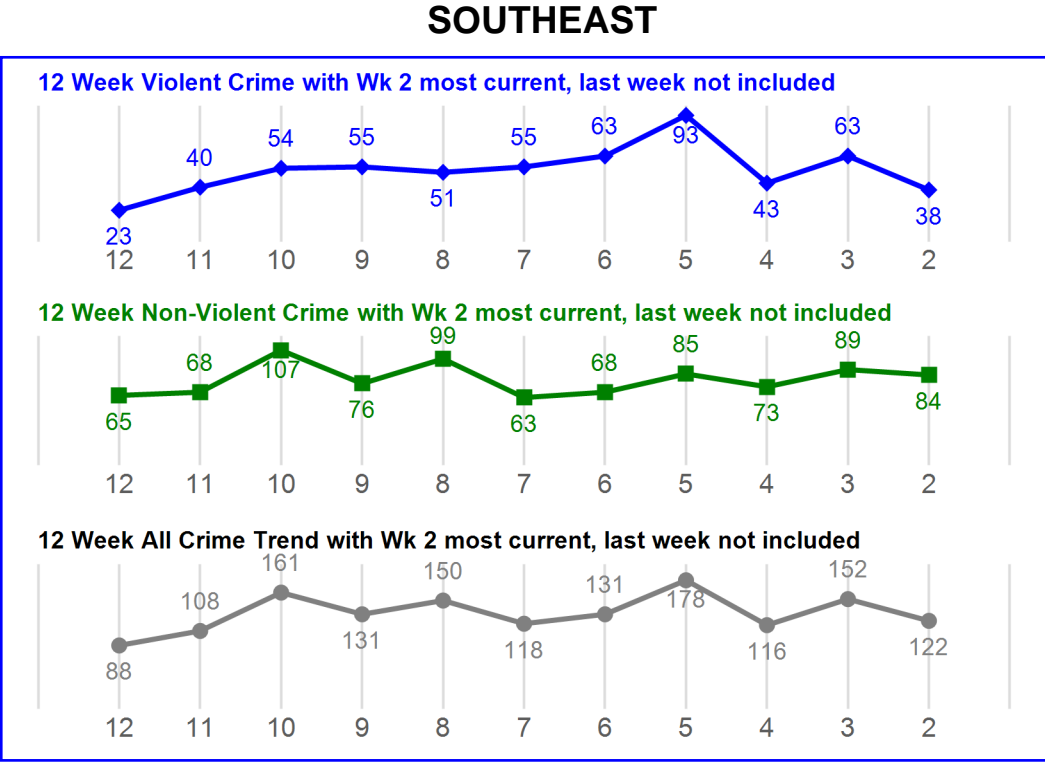
Response Times MTD and YTD

Priority	MTD	Over /Under vs Lst Yr	YTD	Over /Under vs Lst Yr
1	11.24	1.71 ▲	9.79	1.17 ▲
2	163.04	131.44 ▲	113.65	63.03 ▲
3	343.05	213.57 ▲	570.19	353.52 ▲
4	362.18	160.39 ▲	618.93	357.00 ▲

Over / Under compared to Last Year NOT GOALS

Dispatched Calls for Service MTD and YTD

Priority	MTD	% Chg	YTD	% Chg
1	55	19.57% ▲	491	12.36% ▲
2	375	-3.85% ▼	3635	3.98% ▲
3	137	-24.73% ▼	1577	-14.06% ▼
4	85	-16.67% ▼	1006	-6.33% ▼
Total All	652	-9.44% ▼	6709	-1.94% ▼



NIBRS Administrative Report MTD and YTD

Crime Against	MTD	% Chg	YTD	% Chg
PERSON	43	-6.52% ▼	542	19.38% ▲
PROPERTY	43	-43.42% ▼	580	-7.20% ▼
SOCIETY	12	-33.33% ▼	175	-7.41% ▼
Total	98	-30.00% ▼	1297	2.29% ▲

NIBRS Compstat Daily Report MTD and YTD

CRIME TYPE	MTD	% Chg	YTD	% Chg
Non-Violent	28	-50.88% ▼	396	-2.70% ▼
Violent	27	>100% ▲	278	45.55% ▲
TOTAL	55	-16.67% ▼	674	12.71% ▲

Gun Crime- Offenses Involving Guns MTD and YTD

Crime Category	MTD	% Chg	YTD	% Chg
ASSAULT OFFENSES	21	90.91% ▲	187	65.49% ▲
HOMICIDE OFFENSES	1	0.00% ▬	3	-57.14% ▼
ROBBERY	1	0.00% ▬	16	-20.00% ▼
SEX OFFENSES	0	NC	1	NC
Total	23	76.92% ▲	207	47.86% ▲

Arrest Summary MTD and YTD

Arrest Crime Against	MTD	% Chg	YTD	% Chg
PERSON	11	-8.33% ▼	125	20.19% ▲
PROPERTY	5	>100% ▲	34	3.03% ▲
SOCIETY	1	-92.86% ▼	83	-13.54% ▼
Other Misc	25	47.06% ▲	186	-3.63% ▼
TOTAL ARRESTS	42	-4.55% ▼	428	0.47% ▲

Family Violence Offense MTD and YTD

Crime Category	MTD	% Chg	YTD	% Chg
ASSAULT OFFENSES	19	-20.83% ▼	255	16.44% ▲
HOMICIDE OFFENSES	0	-100.00% ▼	1	-50.00% ▼
KIDNAPPING/ ABDUCTION	0	NC	1	0.00% ▬
SEX OFFENSES	1	NC	7	16.67% ▲
Total	20	-20.00% ▼	264	15.79% ▲



Dallas Police Department Call, Crime, and Arrest Dashboard

Reports as of: Saturday, February 4, 2023

Response Times MTD and YTD

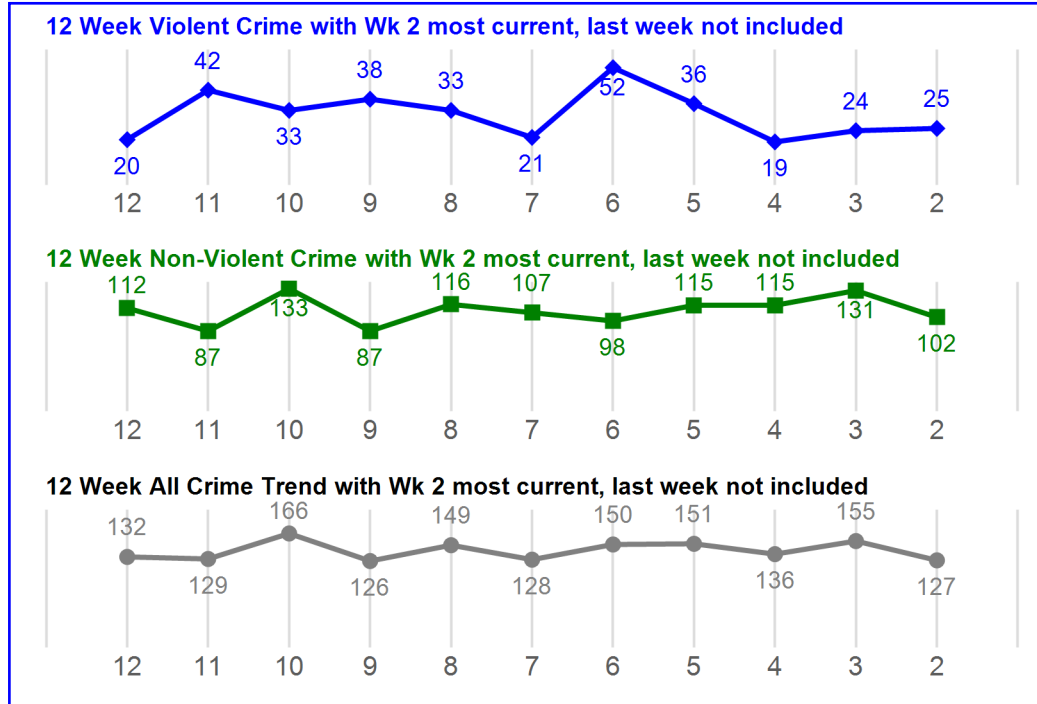
Priority	MTD	Over/Under vs Lst Yr	YTD	Over/Under vs Lst Yr
1	11.00	0.57 ▲	10.63	2.05 ▲
2	61.08	25.26 ▲	75.57	41.70 ▲
3	197.83	61.69 ▲	316.58	173.51 ▲
4	193.16	56.17 ▲	334.24	158.70 ▲

Over / Under compared to Last Year NOT GOALS

Dispatched Calls for Service MTD and YTD

Priority	MTD	% Chg	YTD	% Chg
1	41	-24.07% ▼	457	-1.72% ▼
2	388	0.52% ▲	3823	1.76% ▲
3	192	-27.27% ▼	1832	-18.43% ▼
4	127	-29.44% ▼	1143	-13.47% ▼
Total All	748	-15.38% ▼	7255	-6.86% ▼

SOUTHWEST



NIBRS Administrative Report MTD and YTD

Crime Against	MTD	% Chg	YTD	% Chg
PERSON	23	-39.47% ▼	425	1.19% ▲
PROPERTY	45	-57.14% ▼	707	-24.63% ▼
SOCIETY	25	92.31% ▲	217	-5.24% ▼
Total	93	-40.38% ▼	1349	-15.00% ▼

NIBRS Compstat Daily Report MTD and YTD

CRIME TYPE	MTD	% Chg	YTD	% Chg
Non-Violent	32	-53.62% ▼	532	-18.65% ▼
Violent	4	-69.23% ▼	137	-13.29% ▼
TOTAL	36	-56.10% ▼	669	-17.61% ▼

Gun Crime- Offenses Involving Guns MTD and YTD

Crime Category	MTD	% Chg	YTD	% Chg
ASSAULT OFFENSES	1	-75.00% ▼	83	-4.60% ▼
HOMICIDE OFFENSES	0	NC	2	-33.33% ▼
ROBBERY	2	-60.00% ▼	14	-50.00% ▼
SEX OFFENSES	0	NC	0	NC
Total	3	-66.67% ▼	99	-16.10% ▼

Arrest Summary MTD and YTD

Arrest Crime Against	MTD	% Chg	YTD	% Chg
PERSON	10	25.00% ▲	114	5.56% ▲
PROPERTY	8	>100% ▲	53	29.27% ▲
SOCIETY	10	11.11% ▲	110	-2.65% ▼
Other Misc	17	6.25% ▲	169	-9.63% ▼
TOTAL ARRESTS	45	25.00% ▲	446	-0.67% ▼

Family Violence Offense MTD and YTD

Crime Category	MTD	% Chg	YTD	% Chg
ASSAULT OFFENSES	14	-44.00% ▼	224	-9.31% ▼
KIDNAPPING/ ABDUCTION	0	NC	5	>100%
SEX OFFENSES	0	NC	5	25.00% ▲
Total	14	-44.00% ▼	234	-7.14% ▼



Dallas Police Department Call, Crime, and Arrest Dashboard

Reports as of: Saturday, February 4, 2023

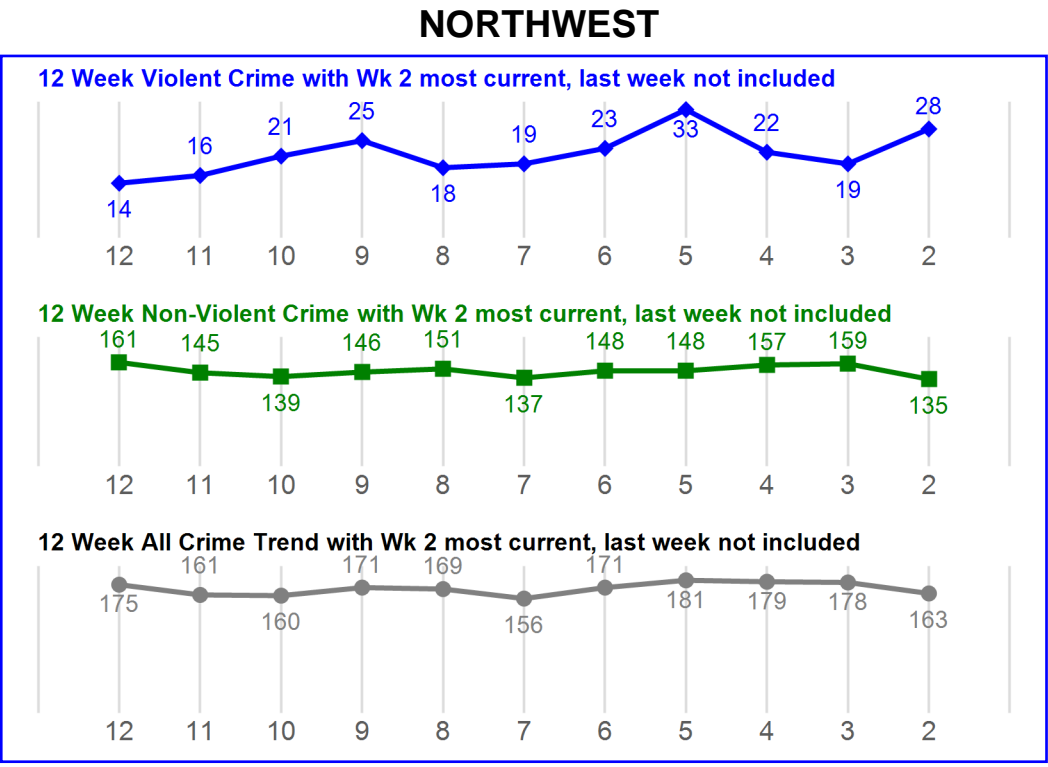
Response Times MTD and YTD

Priority	MTD	Over / Under vs Lst Yr	YTD	Over / Under vs Lst Yr
1	10.47	1.31 ▲	8.40	0.30 ▲
2	44.03	12.02 ▲	43.76	4.68 ▲
3	150.37	80.58 ▲	248.61	99.23 ▲
4	199.74	73.44 ▲	341.68	115.47 ▲

Over / Under compared to Last Year NOT GOALS

Dispatched Calls for Service MTD and YTD

Priority	MTD	% Chg	YTD	% Chg
1	58	31.82% ▲	453	15.56% ▲
2	342	2.40% ▲	3479	6.42% ▲
3	210	-12.86% ▼	2216	-4.89% ▼
4	79	-26.85% ▼	924	-18.09% ▼
Total All	689	-5.23% ▼	7072	-0.66% ▼



NIBRS Administrative Report MTD and YTD

Crime Against	MTD	% Chg	YTD	% Chg
PERSON	19	-13.64% ▼	260	-13.62% ▼
PROPERTY	51	-40.70% ▼	860	-17.78% ▼
SOCIETY	15	-21.05% ▼	200	16.28% ▲
Total	85	-33.07% ▼	1320	-13.10% ▼

NIBRS Compstat Daily Report MTD and YTD

CRIME TYPE	MTD	% Chg	YTD	% Chg
Non-Violent	35	-49.28% ▼	676	-15.18% ▼
Violent	8	33.33% ▲	121	13.08% ▲
TOTAL	43	-42.67% ▼	797	-11.84% ▼

Gun Crime- Offenses Involving Guns MTD and YTD

Crime Category	MTD	% Chg	YTD	% Chg
ASSAULT OFFENSES	0	-100.00% ▼	30	-11.76% ▼
HOMICIDE OFFENSES	0	NC	2	0.00% ▬
ROBBERY	2	100.00% ▲	22	-8.33% ▼
SEX OFFENSES	0	NC	0	NC
Total	2	-66.67% ▼	54	-10.00% ▼

Arrest Summary MTD and YTD

Arrest Crime Against	MTD	% Chg	YTD	% Chg
PERSON	9	>100% ▲	72	26.32% ▲
PROPERTY	5	0.00% ▬	46	-6.12% ▼
SOCIETY	8	0.00% ▬	158	25.40% ▲
Other Misc	31	55.00% ▲	197	5.35% ▲
TOTAL ARRESTS	53	43.24% ▲	473	12.89% ▲

Family Violence Offense MTD and YTD

Crime Category	MTD	% Chg	YTD	% Chg
ASSAULT OFFENSES	14	27.27% ▲	111	-17.78% ▼
KIDNAPPING/ ABDUCTION	0	NC	2	0.00% ▬
SEX OFFENSES	0	NC	0	-100.00% ▼
Total	14	27.27% ▲	113	-18.71% ▼



Dallas Police Department Call, Crime, and Arrest Dashboard

Reports as of: Saturday, February 4, 2023

Response Times MTD and YTD

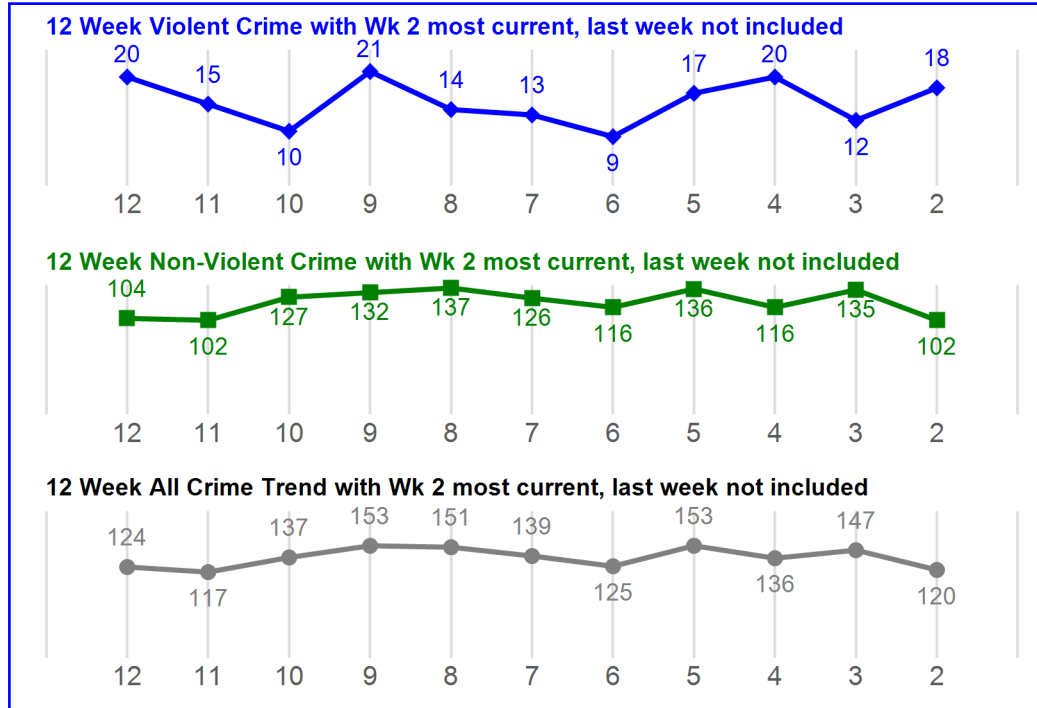
Priority	MTD	Over/Under vs Lst Yr	YTD	Over/Under vs Lst Yr
1	14.98	5.49 ▲	9.21	1.41 ▲
2	46.98	23.72 ▲	42.33	19.35 ▲
3	74.80	33.56 ▲	126.91	77.79 ▲
4	110.51	61.75 ▲	180.99	111.72 ▲

Over / Under compared to Last Year NOT GOALS

Dispatched Calls for Service MTD and YTD

Priority	MTD	% Chg	YTD	% Chg
1	31	-3.13% ▼	316	2.93% ▲
2	299	0.34% ▲	2778	3.43% ▲
3	159	-23.92% ▼	1553	-10.54% ▼
4	110	-14.73% ▼	1036	-8.16% ▼
Total All	599	-10.33% ▼	5683	-2.97% ▼

NORTH CENTRAL



NIBRS Administrative Report MTD and YTD

Crime Against	MTD	% Chg	YTD	% Chg
PERSON	21	-38.24% ▼	222	-26.49% ▼
PROPERTY	40	-33.33% ▼	685	-9.99% ▼
SOCIETY	3	-72.73% ▼	59	-20.27% ▼
Total	64	-39.05% ▼	966	-15.04% ▼

NIBRS Compstat Daily Report MTD and YTD

CRIME TYPE	MTD	% Chg	YTD	% Chg
Non-Violent	28	-42.86% ▼	541	-8.15% ▼
Violent	3	-40.00% ▼	73	-10.98% ▼
TOTAL	31	-42.59% ▼	614	-8.49% ▼

Gun Crime- Offenses Involving Guns MTD and YTD

Crime Category	MTD	% Chg	YTD	% Chg
ASSAULT OFFENSES	1	-75.00% ▼	32	-17.95% ▼
HOMICIDE OFFENSES	0	NC	4	>100%
ROBBERY	2	100.00% ▲	12	20.00% ▲
SEX OFFENSES	0	NC	0	NC
Total	3	-40.00% ▼	48	-4.00% ▼

Arrest Summary MTD and YTD

Arrest Crime Against	MTD	% Chg	YTD	% Chg
PERSON	9	0.00% ▬	58	-23.68% ▼
PROPERTY	6	100.00% ▲	29	93.33% ▲
SOCIETY	6	20.00% ▲	52	15.56% ▲
Other Misc	7	-53.33% ▼	71	-44.09% ▼
TOTAL ARRESTS	28	-12.50% ▼	210	-20.15% ▼

Family Violence Offense MTD and YTD

Crime Category	MTD	% Chg	YTD	% Chg
ASSAULT OFFENSES	15	-31.82% ▼	119	-30.81% ▼
KIDNAPPING/ ABDUCTION	0	NC	1	-50.00% ▼
SEX OFFENSES	0	NC	2	-60.00% ▼
Total	15	-31.82% ▼	122	-31.84% ▼



Dallas Police Department Call, Crime, and Arrest Dashboard

Reports as of: Saturday, February 4, 2023

Response Times MTD and YTD

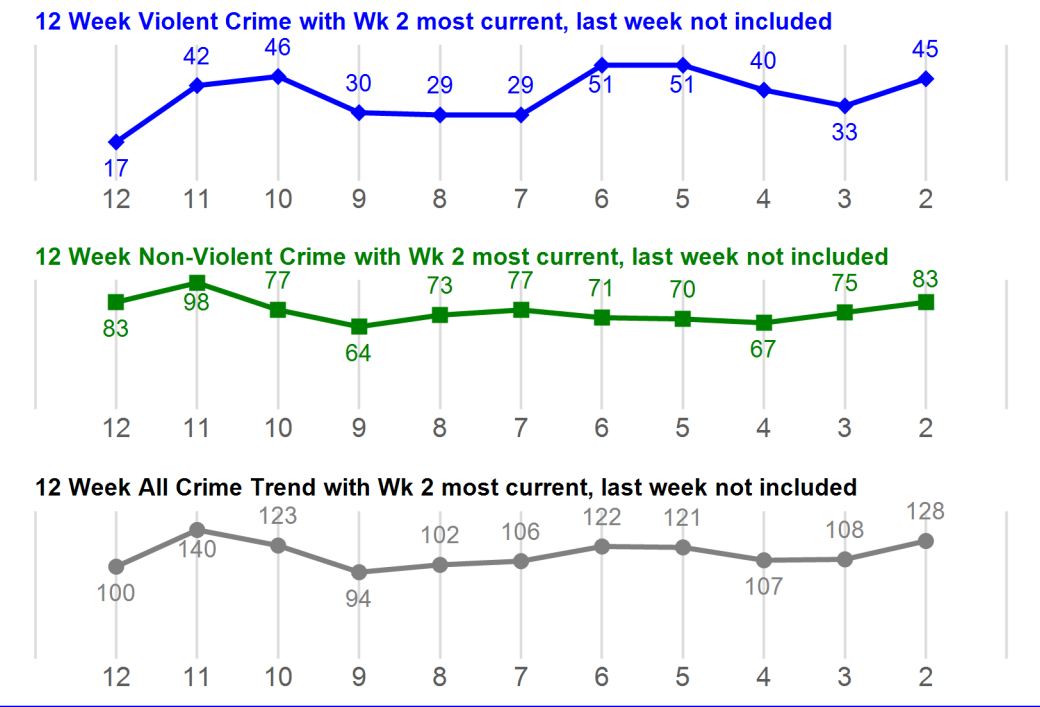
Priority	MTD	Over/Under vs Lst Yr	YTD	Over/Under vs Lst Yr
1	18.50	10.40 ▲	11.59	3.59 ▲
2	120.30	84.89 ▲	99.25	60.52 ▲
3	205.80	79.51 ▲	316.84	137.39 ▲
4	253.77	72.36 ▲	367.20	136.34 ▲

Over / Under compared to Last Year NOT GOALS

Dispatched Calls for Service MTD and YTD

Priority	MTD	% Chg	YTD	% Chg
1	59	13.46% ▲	515	6.63% ▲
2	358	-10.28% ▼	3526	1.88% ▲
3	154	-26.67% ▼	1636	-7.73% ▼
4	91	-51.08% ▼	864	-20.22% ▼
Total All	662	-21.84% ▼	6541	-3.81% ▼

SOUTH CENTRAL



NIBRS Administrative Report MTD and YTD

Crime Against	MTD	% Chg	YTD	% Chg
PERSON	26	-51.85% ▼	431	-3.15% ▼
PROPERTY	36	-45.45% ▼	525	-11.91% ▼
SOCIETY	21	16.67% ▲	203	5.18% ▲
Total	83	-39.86% ▼	1159	-6.08% ▼

NIBRS Compstat Daily Report MTD and YTD

CRIME TYPE	MTD	% Chg	YTD	% Chg
Non-Violent	25	-47.92% ▼	348	-13.86% ▼
Violent	11	-45.00% ▼	194	4.86% ▲
TOTAL	36	-47.06% ▼	542	-7.98% ▼

Gun Crime- Offenses Involving Guns MTD and YTD

Crime Category	MTD	% Chg	YTD	% Chg
ASSAULT OFFENSES	8	-42.86% ▼	118	0.00% ▬
HOMICIDE OFFENSES	0	NC	5	66.67% ▲
ROBBERY	1	NC	16	14.29% ▲
SEX OFFENSES	0	NC	1	NC
Total	9	-35.71% ▼	140	3.70% ▲

Arrest Summary MTD and YTD

Arrest Crime Against	MTD	% Chg	YTD	% Chg
PERSON	11	-26.67% ▼	117	1.74% ▲
PROPERTY	2	0.00% ▬	36	16.13% ▲
SOCIETY	6	-40.00% ▼	110	14.58% ▲
Other Misc	13	-48.00% ▼	184	-20.00% ▼
TOTAL ARRESTS	32	-38.46% ▼	447	-5.30% ▼

Family Violence Offense MTD and YTD

Crime Category	MTD	% Chg	YTD	% Chg
ASSAULT OFFENSES	15	-42.31% ▼	219	-7.98% ▼
HOMICIDE OFFENSES	0	NC	0	-100.00% ▼
KIDNAPPING/ ABDUCTION	0	NC	1	-50.00% ▼
SEX OFFENSES	1	NC	6	>100% ▲
Total	16	-38.46% ▼	226	-7.00% ▼