



Dallas Police Department Call, Crime, and Arrest Dashboard

Reports as of: Sunday, February 27, 2022

Response Times MTD and YTD

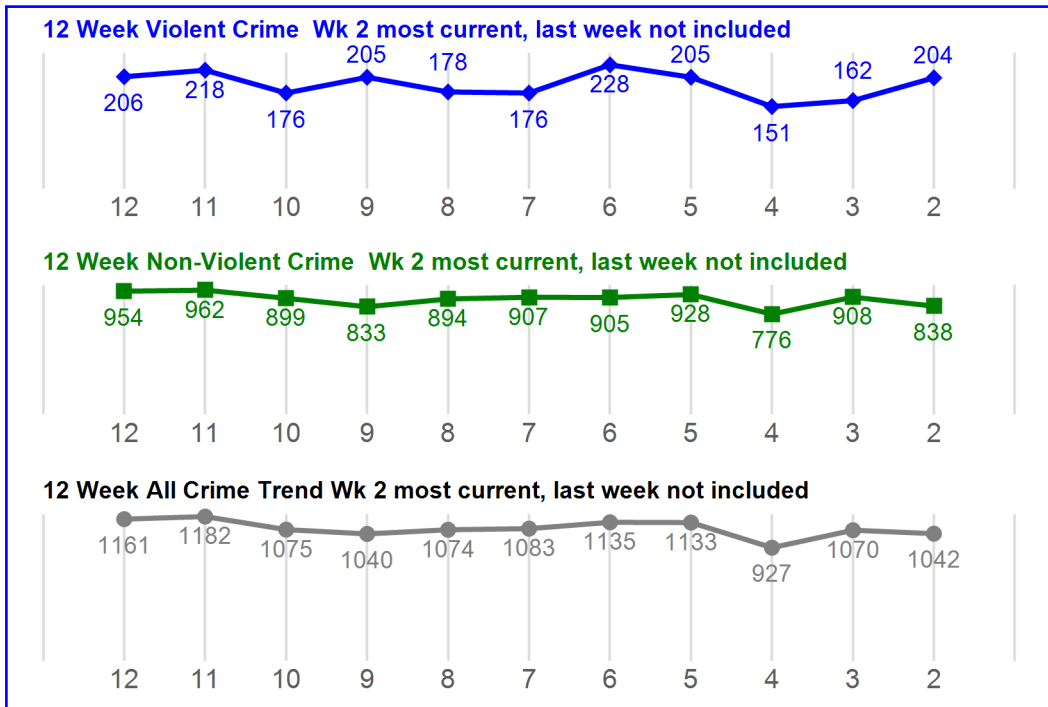
Priority	MTD	Over /Under vs Lst Yr	YTD	Over /Under vs Lst Yr
1	8.63	0.14 ▲	8.47	0.52 ▲
2	38.91	14.75 ▲	38.72	13.82 ▲
3	184.21	110.84 ▲	177.24	98.38 ▲
4	225.61	120.74 ▲	223.82	114.36 ▲

Over / Under compared to Last Year NOT GOALS

Dispatched Calls for Service MTD and YTD

Priority	MTD	% Chg	YTD	% Chg
1	2446	7.80% ▲	5145	4.17% ▲
2	19347	5.00% ▲	41322	2.32% ▲
3	10993	-1.74% ▼	23904	4.01% ▲
4	6286	12.37% ▲	13500	11.42% ▲
Total All	39072	4.26% ▲	83871	4.28% ▲

CITY WIDE



NIBRS Administrative Report MTD and YTD

Crime Against	MTD	% Chg	YTD	% Chg
PERSON	1849	-8.06% ▼	4197	-5.81% ▼
PROPERTY	3846	-7.50% ▼	9198	-2.13% ▼
SOCIETY	879	-0.45% ▼	1941	-0.05% ▼
Total	6574	-6.78% ▼	15336	-2.91% ▼

NIBRS Compstat Daily Report MTD and YTD

CRIME TYPE	MTD	% Chg	YTD	% Chg
Violent	636	-20.80% ▼	1521	-16.93% ▼
Non-Violent	2908	-5.58% ▼	6872	-1.07% ▼
TOTAL	3544	-8.73% ▼	8393	-4.38% ▼

Gun Crime- Offenses Involving Guns MTD and YTD

Crime Category	MTD	% Chg	YTD	% Chg
ASSAULT OFFENSES	319	-19.65% ▼	755	-10.33% ▼
HOMICIDE OFFENSES	13	-31.58% ▼	33	0.00% ▬
ROBBERY	72	-31.43% ▼	205	-18.00% ▼
SEX OFFENSES	2	NC	2	100.00% ▲
Total	406	-22.07% ▼	995	-11.63% ▼

Arrest Summary MTD and YTD

Arrest Crime Against	MTD	% Chg	YTD	% Chg
PERSON	513	-3.75% ▼	1104	-3.24% ▼
PROPERTY	184	-10.24% ▼	413	-11.37% ▼
SOCIETY	576	-23.61% ▼	1219	-32.99% ▼
Other Misc	1247	32.38% ▲	2535	21.00% ▲
Total Arrests	2520	3.53% ▲	5271	-4.53% ▼

Family Violence Offense MTD and YTD

Crime Category	MTD	% Chg	YTD	% Chg
ASSAULT OFFENSES	992	1.12% ▲	2211	1.33% ▲
HOMICIDE OFFENSES	5	-16.67% ▼	10	66.67% ▲
HUMAN TRAFFICKING	1	NC	1	NC
KIDNAPPING/ ABDUCTION	4	-33.33% ▼	14	-6.67% ▼
SEX OFFENSES	17	-43.33% ▼	51	-13.56% ▼
Total	1019	-0.39% ▼	2287	1.11% ▲



Dallas Police Department Call, Crime, and Arrest Dashboard

Reports as of: Sunday, February 27, 2022

Response Times MTD and YTD

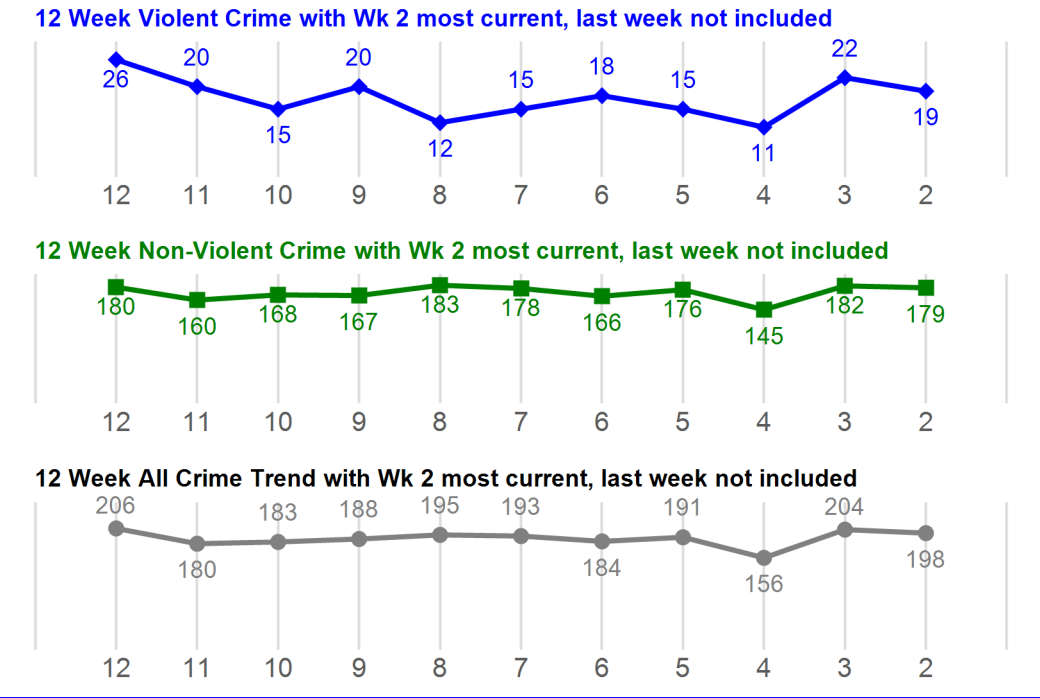
Priority	MTD	Over/Under vs Lst Yr	YTD	Over/Under vs Lst Yr
1	8.14	1.65 ▲	7.75	1.08 ▲
2	26.80	2.18 ▲	27.97	4.02 ▲
3	66.08	-10.33 ▼	71.36	-7.82 ▼
4	98.99	-45.88 ▼	110.71	-20.35 ▼

Over / Under compared to Last Year NOT GOALS

Dispatched Calls for Service MTD and YTD

Priority	MTD	% Chg	YTD	% Chg
1	324	21.35% ▲	669	15.34% ▲
2	2871	18.78% ▲	6064	15.86% ▲
3	1679	4.68% ▲	3625	13.42% ▲
4	872	23.86% ▲	1899	23.23% ▲
Total All	5746	15.10% ▲	12257	16.17% ▲

CENTRAL



NIBRS Administrative Report MTD and YTD

Crime Against	MTD	% Chg	YTD	% Chg
PERSON	178	-10.10% ▼	418	-3.46% ▼
PROPERTY	684	-6.94% ▼	1598	-2.62% ▼
SOCIETY	109	-0.91% ▼	233	-0.43% ▼
Total	971	-6.90% ▼	2249	-2.56% ▼

NIBRS Compstat Daily Report MTD and YTD

CRIME TYPE	MTD	% Chg	YTD	% Chg
Non-Violent	564	-2.25% ▼	1318	1.93% ▲
Violent	59	-25.32% ▼	130	-26.55% ▼
TOTAL	623	-5.03% ▼	1448	-1.50% ▼

Gun Crime- Offenses Involving Guns MTD and YTD

Crime Category	MTD	% Chg	YTD	% Chg
ASSAULT OFFENSES	21	-50.00% ▼	54	-34.94% ▼
HOMICIDE OFFENSES	1	-50.00% ▼	2	0.00% ▬
ROBBERY	5	-16.67% ▼	13	-13.33% ▼
SEX OFFENSES	0	NC	0	NC
Total	27	-46.00% ▼	69	-31.00% ▼

Arrest Summary MTD and YTD

Arrest Crime Against	MTD	% Chg	YTD	% Chg
PERSON	59	-10.61% ▼	127	-7.30% ▼
PROPERTY	28	7.69% ▲	55	-5.17% ▼
SOCIETY	129	26.47% ▲	251	-10.36% ▼
Other Misc	213	56.62% ▲	433	44.82% ▲
TOTAL ARRESTS	429	30.00% ▲	866	11.89% ▲

Family Violence Offense MTD and YTD

Crime Category	MTD	% Chg	YTD	% Chg
ASSAULT OFFENSES	77	13.24% ▲	182	15.19% ▲
HOMICIDE OFFENSES	0	-100.00% ▼	0	-100.00% ▼
KIDNAPPING/ ABDUCTION	1	NC	1	0.00% ▼
SEX OFFENSES	3	-25.00% ▼	7	0.00% ▼
Total	81	8.00% ▲	190	12.43% ▲



Dallas Police Department Call, Crime, and Arrest Dashboard

Reports as of: Sunday, February 27, 2022

Response Times MTD and YTD

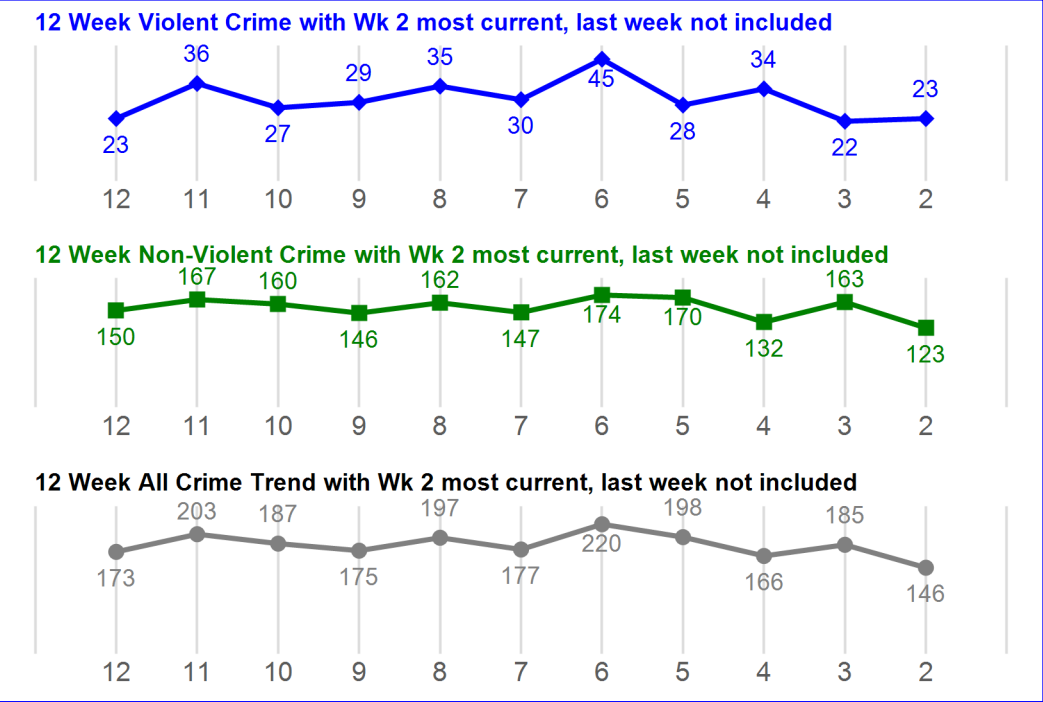
Priority	MTD	Over/Under vs Lst Yr	YTD	Over/Under vs Lst Yr
1	8.81	-0.56 ▼	8.46	0.23 ▲
2	56.45	29.49 ▲	49.97	22.96 ▲
3	503.05	413.03 ▲	409.70	313.52 ▲
4	604.39	480.65 ▲	497.66	356.19 ▲

Over / Under compared to Last Year NOT GOALS

Dispatched Calls for Service MTD and YTD

Priority	MTD	% Chg	YTD	% Chg
1	452	20.53% ▲	950	15.15% ▲
2	3553	6.73% ▲	7473	2.33% ▲
3	1878	-3.10% ▼	4029	-0.35% ▼
4	939	0.97% ▲	2097	7.70% ▲
Total All	6822	3.80% ▲	14549	3.05% ▲

NORTHEAST



NIBRS Administrative Report MTD and YTD

Crime Against	MTD	% Chg	YTD	% Chg
PERSON	341	2.40% ▲	749	-4.22% ▼
PROPERTY	634	-11.82% ▼	1616	1.64% ▲
SOCIETY	142	-1.39% ▼	304	-5.30% ▼
Total	1117	-6.61% ▼	2669	-0.89% ▼

NIBRS Compstat Daily Report MTD and YTD

CRIME TYPE	MTD	% Chg	YTD	% Chg
Non-Violent	467	-11.55% ▼	1183	1.72% ▲
Violent	103	-11.21% ▼	258	-11.34% ▼
TOTAL	570	-11.49% ▼	1441	-0.89% ▼

Gun Crime- Offenses Involving Guns MTD and YTD

Crime Category	MTD	% Chg	YTD	% Chg
ASSAULT OFFENSES	44	-16.98% ▼	110	-9.09% ▼
HOMICIDE OFFENSES	4	-33.33% ▼	7	0.00% ▬
ROBBERY	10	-44.44% ▼	51	15.91% ▲
SEX OFFENSES	0	NC	0	-100.00% ▼
Total	58	-24.68% ▼	168	-2.89% ▼

Arrest Summary MTD and YTD

Arrest Crime Against	MTD	% Chg	YTD	% Chg
PERSON	107	18.89% ▲	210	2.94% ▲
PROPERTY	30	20.00% ▲	72	20.00% ▲
SOCIETY	78	-29.09% ▼	166	-34.65% ▼
Other Misc	193	48.46% ▲	402	36.27% ▲
TOTAL ARRESTS	408	14.93% ▲	850	4.55% ▲

Family Violence Offense MTD and YTD

Crime Category	MTD	% Chg	YTD	% Chg
ASSAULT OFFENSES	202	19.53% ▲	443	10.20% ▲
HOMICIDE OFFENSES	1	-50.00% ▼	2	0.00% ▬
KIDNAPPING/ ABDUCTION	1	-66.67% ▼	4	-20.00% ▼
SEX OFFENSES	2	-66.67% ▼	15	50.00% ▲
Total	206	14.44% ▲	464	10.74% ▲



Dallas Police Department Call, Crime, and Arrest Dashboard

Reports as of: Sunday, February 27, 2022

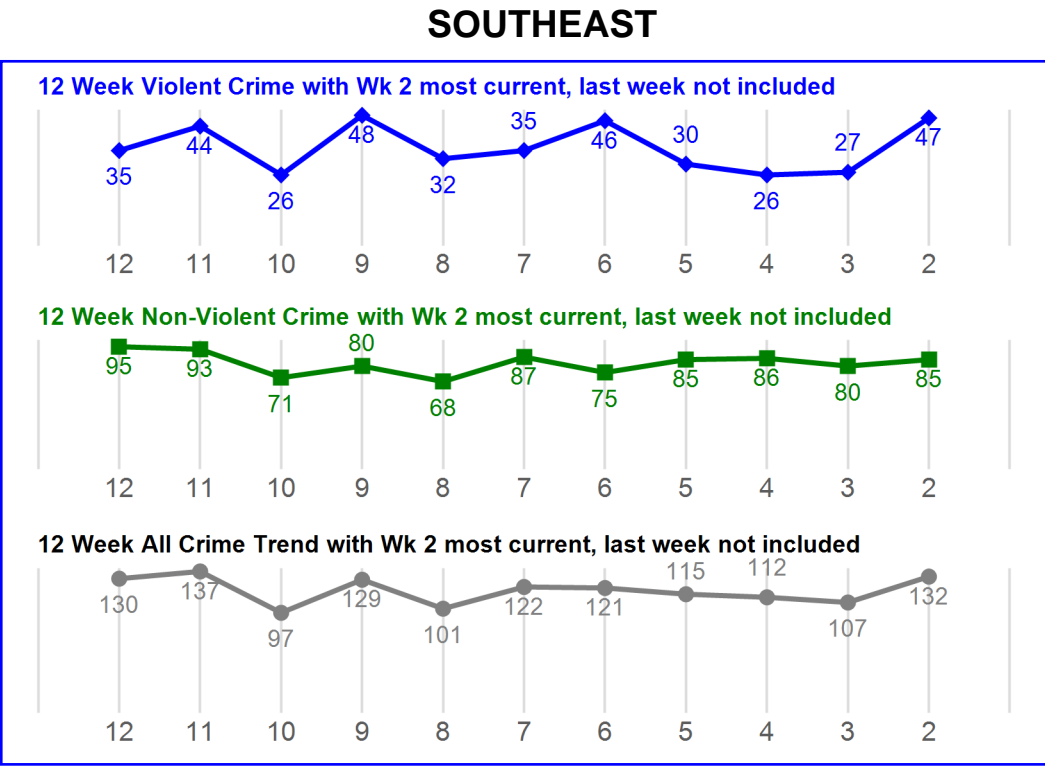
Response Times MTD and YTD

Priority	MTD	Over /Under vs Lst Yr	YTD	Over /Under vs Lst Yr
1	7.99	-1.13 ▼	8.56	-0.20 ▼
2	39.42	10.70 ▲	46.86	15.53 ▲
3	192.09	85.15 ▲	210.54	101.31 ▲
4	245.32	92.99 ▲	257.83	109.75 ▲

Over / Under compared to Last Year NOT GOALS

Dispatched Calls for Service MTD and YTD

Priority	MTD	% Chg	YTD	% Chg
1	338	-13.78% ▼	729	-14.74% ▼
2	2770	-1.60% ▼	5876	-4.25% ▼
3	1450	3.20% ▲	3103	3.92% ▲
4	841	7.96% ▲	1813	5.10% ▲
Total All	5399	0.15% ▲	11521	-1.56% ▼



NIBRS Administrative Report MTD and YTD

Crime Against	MTD	% Chg	YTD	% Chg
PERSON	330	-15.17% ▼	725	-14.00% ▼
PROPERTY	436	-7.63% ▼	975	-7.58% ▼
SOCIETY	134	-22.09% ▼	304	-24.19% ▼
Total	900	-12.88% ▼	2004	-12.83% ▼

NIBRS Compstat Daily Report MTD and YTD

CRIME TYPE	MTD	% Chg	YTD	% Chg
Non-Violent	300	-0.99% ▼	645	-6.66% ▼
Violent	127	-22.56% ▼	304	-22.05% ▼
TOTAL	427	-8.57% ▼	949	-12.21% ▼

Gun Crime- Offenses Involving Guns MTD and YTD

Crime Category	MTD	% Chg	YTD	% Chg
ASSAULT OFFENSES	82	-6.82% ▼	181	-9.50% ▼
HOMICIDE OFFENSES	1	-66.67% ▼	7	0.00% ▬
ROBBERY	9	-55.00% ▼	26	-42.22% ▼
SEX OFFENSES	0	NC	0	NC
Total	92	-17.12% ▼	214	-15.08% ▼

Arrest Summary MTD and YTD

Arrest Crime Against	MTD	% Chg	YTD	% Chg
PERSON	80	-17.53% ▼	172	-14.00% ▼
PROPERTY	14	-60.00% ▼	46	-39.47% ▼
SOCIETY	86	-22.52% ▼	168	-43.05% ▼
Other Misc	172	13.16% ▲	347	-5.96% ▼
TOTAL ARRESTS	352	-10.89% ▼	733	-22.02% ▼

Family Violence Offense MTD and YTD

Crime Category	MTD	% Chg	YTD	% Chg
ASSAULT OFFENSES	177	-4.84% ▼	363	-7.63% ▼
HOMICIDE OFFENSES	1	NC	2	NC
HUMAN TRAFFICKING	1	NC	1	NC
KIDNAPPING/ ABDUCTION	1	0.00% ▬	2	0.00% ▬
SEX OFFENSES	1	-88.89% ▼	7	-61.11% ▼
Total	181	-7.65% ▼	375	-9.20% ▼



Dallas Police Department Call, Crime, and Arrest Dashboard

Reports as of: Sunday, February 27, 2022

Response Times MTD and YTD

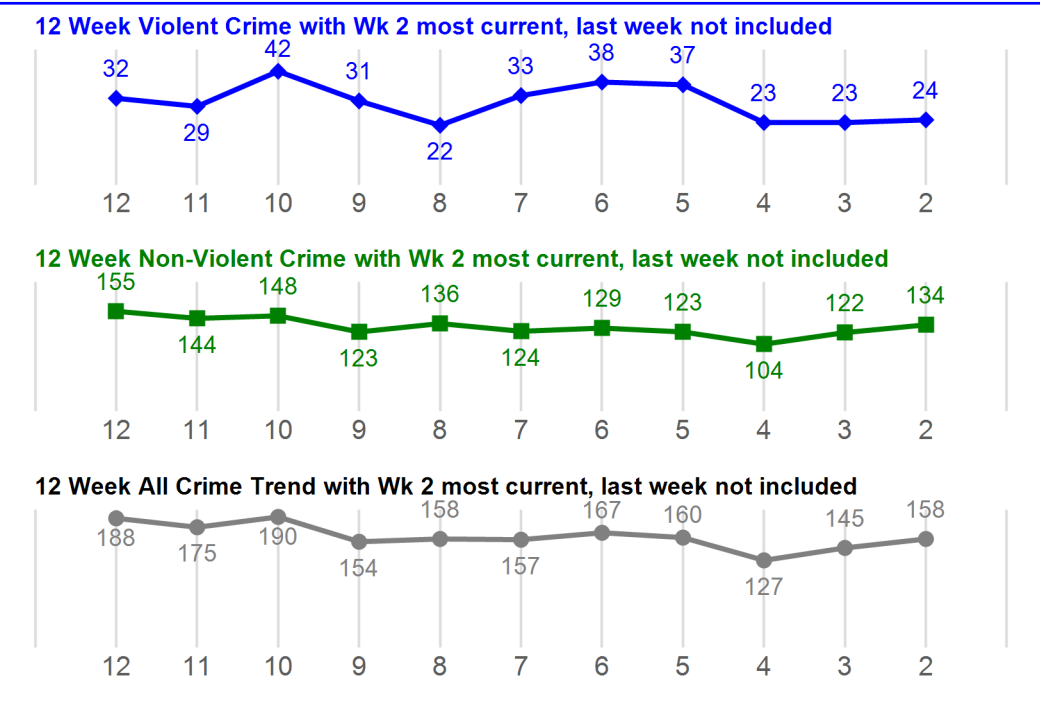
Priority	MTD	Over/Under vs Lst Yr	YTD	Over/Under vs Lst Yr
1	8.64	0.38 ▲	8.57	0.82 ▲
2	39.35	18.85 ▲	37.00	15.11 ▲
3	135.06	83.62 ▲	140.75	73.07 ▲
4	163.08	87.18 ▲	173.13	80.13 ▲

Over / Under compared to Last Year NOT GOALS

Dispatched Calls for Service MTD and YTD

Priority	MTD	% Chg	YTD	% Chg
1	369	6.03% ▲	780	7.44% ▲
2	2890	3.18% ▲	6261	1.57% ▲
3	1644	1.17% ▲	3626	5.53% ▲
4	1018	7.27% ▲	2159	4.00% ▲
Total All	5921	3.46% ▲	12826	3.42% ▲

SOUTHWEST



NIBRS Administrative Report MTD and YTD

Crime Against	MTD	% Chg	YTD	% Chg
PERSON	295	-7.52% ▼	673	-5.61% ▼
PROPERTY	603	0.00% ▬	1410	1.73% ▲
SOCIETY	150	25.00% ▲	365	35.69% ▲
Total	1048	0.58% ▲	2448	3.38% ▲

NIBRS Compstat Daily Report MTD and YTD

CRIME TYPE	MTD	% Chg	YTD	% Chg
Non-Violent	439	-2.44% ▼	1008	0.10% ▲
Violent	83	-38.52% ▼	228	-22.18% ▼
TOTAL	522	-10.77% ▼	1236	-4.92% ▼

Gun Crime- Offenses Involving Guns MTD and YTD

Crime Category	MTD	% Chg	YTD	% Chg
ASSAULT OFFENSES	39	-32.76% ▼	120	-6.98% ▼
HOMICIDE OFFENSES	1	-66.67% ▼	4	0.00% ▬
ROBBERY	17	6.25% ▲	40	-14.89% ▼
SEX OFFENSES	0	NC	0	NC
Total	57	-25.97% ▼	164	-8.89% ▼

Arrest Summary MTD and YTD

Arrest Crime Against	MTD	% Chg	YTD	% Chg
PERSON	64	-26.44% ▼	163	-10.93% ▼
PROPERTY	27	-27.03% ▼	65	-21.69% ▼
SOCIETY	73	-38.14% ▼	177	-27.46% ▼
Other Misc	185	23.33% ▲	356	15.58% ▲
TOTAL ARRESTS	349	-10.97% ▼	761	-6.97% ▼

Family Violence Offense MTD and YTD

Crime Category	MTD	% Chg	YTD	% Chg
ASSAULT OFFENSES	166	-3.49% ▼	381	-1.04% ▼
HOMICIDE OFFENSES	1	NC	1	NC
KIDNAPPING/ ABDUCTION	0	NC	0	-100.00% ▼
SEX OFFENSES	3	-62.50% ▼	7	-36.36% ▼
Total	170	-5.56% ▼	389	-2.26% ▼



Dallas Police Department Call, Crime, and Arrest Dashboard

Reports as of: Sunday, February 27, 2022

Response Times MTD and YTD

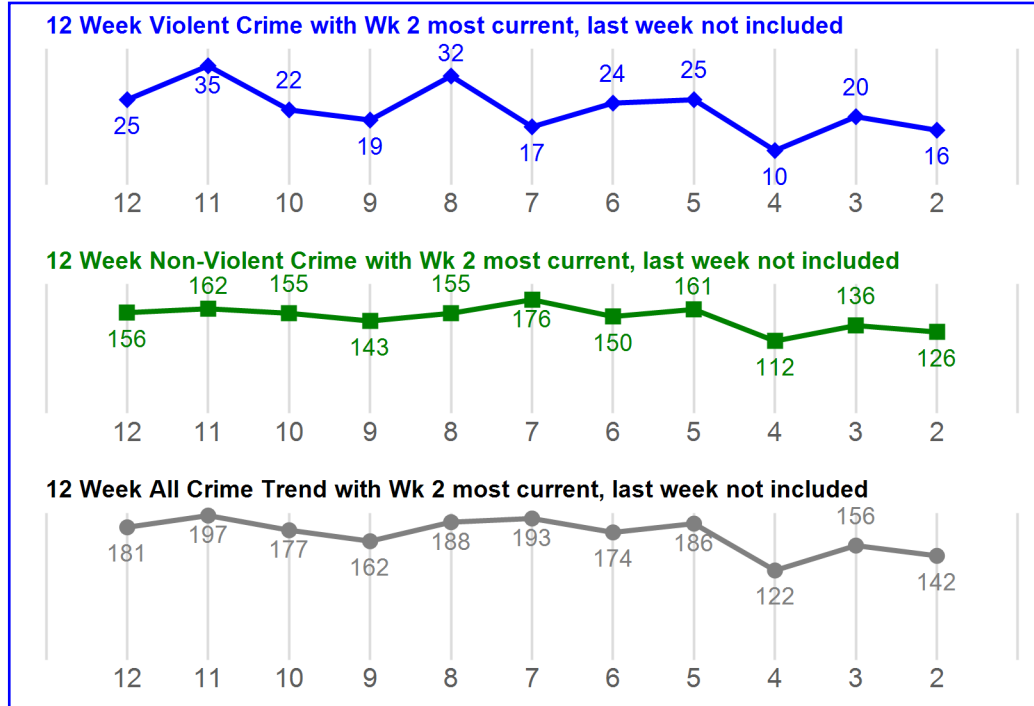
Priority	MTD	Over / Under vs Lst Yr	YTD	Over / Under vs Lst Yr
1	8.96	-0.34 ▼	8.74	0.78 ▲
2	32.16	8.43 ▲	37.07	13.81 ▲
3	91.36	18.11 ▲	128.25	57.43 ▲
4	151.79	53.58 ▲	199.52	105.52 ▲

Over / Under compared to Last Year NOT GOALS

Dispatched Calls for Service MTD and YTD

Priority	MTD	% Chg	YTD	% Chg
1	309	9.57% ▲	657	8.06% ▲
2	2531	7.20% ▲	5466	4.99% ▲
3	1701	-2.86% ▼	3790	5.81% ▲
4	862	21.24% ▲	1882	17.85% ▲
Total All	5403	5.84% ▲	11795	7.30% ▲

NORTHWEST



NIBRS Administrative Report MTD and YTD

Crime Against	MTD	% Chg	YTD	% Chg
PERSON	193	4.89% ▲	469	13.83% ▲
PROPERTY	570	-13.51% ▼	1484	-8.85% ▼
SOCIETY	140	3.70% ▲	294	0.68% ▲
Total	903	-7.67% ▼	2247	-3.64% ▼

NIBRS Compstat Daily Report MTD and YTD

CRIME TYPE	MTD	% Chg	YTD	% Chg
Non-Violent	439	-12.38% ▼	1143	-9.43% ▼
Violent	62	-18.42% ▼	161	-9.04% ▼
TOTAL	501	-13.17% ▼	1304	-9.38% ▼

Gun Crime- Offenses Involving Guns MTD and YTD

Crime Category	MTD	% Chg	YTD	% Chg
ASSAULT OFFENSES	25	-7.41% ▼	50	-15.25% ▼
HOMICIDE OFFENSES	0	NC	2	NC
ROBBERY	11	-35.29% ▼	32	-8.57% ▼
SEX OFFENSES	0	NC	0	NC
Total	36	-18.18% ▼	84	-10.64% ▼

Arrest Summary MTD and YTD

Arrest Crime Against	MTD	% Chg	YTD	% Chg
PERSON	52	26.83% ▲	105	12.90% ▲
PROPERTY	41	5.13% ▲	85	-6.59% ▼
SOCIETY	97	-25.95% ▼	215	-33.64% ▼
Other Misc	186	28.28% ▲	353	12.78% ▲
TOTAL ARRESTS	376	5.62% ▲	758	-7.67% ▼

Family Violence Offense MTD and YTD

Crime Category	MTD	% Chg	YTD	% Chg
ASSAULT OFFENSES	101	38.36% ▲	221	31.55% ▲
KIDNAPPING/ ABDUCTION	0	NC	2	100.00% ▲
SEX OFFENSES	4	>100%	5	>100%
Total	105	41.89% ▲	228	33.33% ▲



Dallas Police Department Call, Crime, and Arrest Dashboard

Reports as of: Sunday, February 27, 2022

Response Times MTD and YTD

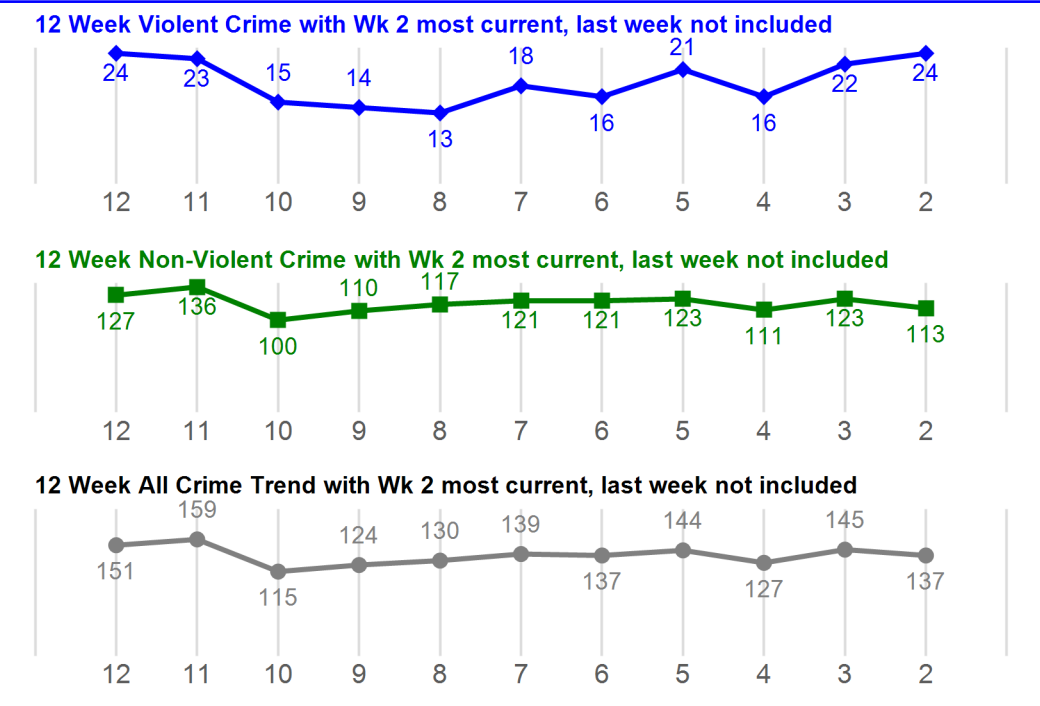
Priority	MTD	Over/Under vs Lst Yr	YTD	Over/Under vs Lst Yr
1	8.89	-0.38 ▼	8.63	0.21 ▲
2	26.70	4.44 ▲	24.75	2.15 ▲
3	61.84	6.37 ▲	55.44	-0.29 ▼
4	88.25	14.60 ▲	79.23	7.30 ▲

Over / Under compared to Last Year NOT GOALS

Dispatched Calls for Service MTD and YTD

Priority	MTD	% Chg	YTD	% Chg
1	252	16.67% ▲	527	13.82% ▲
2	2149	6.81% ▲	4537	3.66% ▲
3	1261	-9.86% ▼	2788	3.53% ▲
4	866	30.03% ▲	1865	25.50% ▲
Total All	4528	5.47% ▲	9717	7.74% ▲

NORTH CENTRAL



NIBRS Administrative Report MTD and YTD

Crime Against	MTD	% Chg	YTD	% Chg
PERSON	207	5.08% ▲	473	13.43% ▲
PROPERTY	502	-10.36% ▼	1180	0.00% ▬
SOCIETY	65	>100% ▲	127	58.75% ▲
Total	774	-1.40% ▼	1780	6.14% ▲

NIBRS Compstat Daily Report MTD and YTD

CRIME TYPE	MTD	% Chg	YTD	% Chg
Non-Violent	396	-14.10% ▼	920	-2.23% ▼
Violent	76	33.33% ▲	151	22.76% ▲
TOTAL	472	-8.88% ▼	1071	0.66% ▲

Gun Crime- Offenses Involving Guns MTD and YTD

Crime Category	MTD	% Chg	YTD	% Chg
ASSAULT OFFENSES	39	>100% ▲	74	89.74% ▲
HOMICIDE OFFENSES	2	NC	3	>100% ▲
ROBBERY	9	-18.18% ▼	18	-33.33% ▼
SEX OFFENSES	0	NC	0	NC
Total	50	66.67% ▲	95	41.79% ▲

Arrest Summary MTD and YTD

Arrest Crime Against	MTD	% Chg	YTD	% Chg
PERSON	48	-18.64% ▼	115	8.49% ▲
PROPERTY	16	-11.11% ▼	28	-40.43% ▼
SOCIETY	31	0.00% ▬	71	-25.26% ▼
Other Misc	97	38.57% ▲	209	33.12% ▲
TOTAL ARRESTS	192	7.87% ▲	423	4.44% ▲

Family Violence Offense MTD and YTD

Crime Category	MTD	% Chg	YTD	% Chg
ASSAULT OFFENSES	110	-4.35% ▼	256	2.40% ▲
HOMICIDE OFFENSES	1	NC	1	NC
KIDNAPPING/ ABDUCTION	1	NC	3	>100% ▲
SEX OFFENSES	1	-50.00% ▼	6	-14.29% ▼
Total	113	-3.42% ▼	266	3.10% ▲



Dallas Police Department Call, Crime, and Arrest Dashboard

Reports as of: Sunday, February 27, 2022

Response Times MTD and YTD

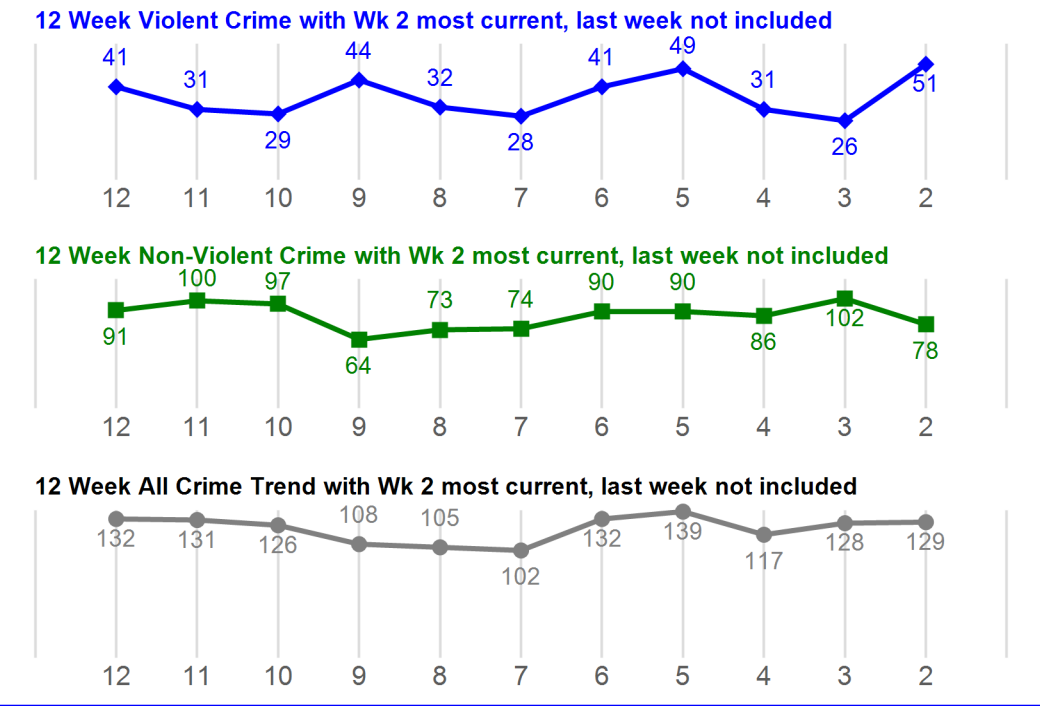
Priority	MTD	Over /Under vs Lst Yr	YTD	Over /Under vs Lst Yr
1	8.95	1.40 ▲	8.55	0.95 ▲
2	44.09	22.92 ▲	41.74	18.85 ▲
3	170.28	114.24 ▲	180.43	111.97 ▲
4	222.30	157.53 ▲	235.07	153.13 ▲

Over / Under compared to Last Year NOT GOALS

Dispatched Calls for Service MTD and YTD

Priority	MTD	% Chg	YTD	% Chg
1	402	3.34% ▲	833	-5.56% ▼
2	2583	-3.98% ▼	5645	-5.38% ▼
3	1380	-5.87% ▼	2943	-3.41% ▼
4	888	3.86% ▲	1785	2.35% ▲
Total All	5253	-2.72% ▼	11206	-3.72% ▼

SOUTH CENTRAL



NIBRS Administrative Report MTD and YTD

Crime Against	MTD	% Chg	YTD	% Chg
PERSON	305	-21.99% ▼	690	-19.39% ▼
PROPERTY	417	1.71% ▲	935	1.85% ▲
SOCIETY	139	-20.11% ▼	314	-8.99% ▼
Total	861	-11.69% ▼	1939	-8.49% ▼

NIBRS Compstat Daily Report MTD and YTD

CRIME TYPE	MTD	% Chg	YTD	% Chg
Non-Violent	303	16.54% ▲	655	11.21% ▲
Violent	126	-28.41% ▼	289	-23.95% ▼
TOTAL	429	-1.61% ▼	944	-2.58% ▼

Gun Crime- Offenses Involving Guns MTD and YTD

Crime Category	MTD	% Chg	YTD	% Chg
ASSAULT OFFENSES	69	-37.27% ▼	166	-21.33% ▼
HOMICIDE OFFENSES	4	-20.00% ▼	8	-33.33% ▼
ROBBERY	11	-35.29% ▼	25	-32.43% ▼
SEX OFFENSES	2	NC	2	NC
Total	86	-34.85% ▼	201	-22.69% ▼

Arrest Summary MTD and YTD

Arrest Crime Against	MTD	% Chg	YTD	% Chg
PERSON	91	5.81% ▲	190	-6.86% ▼
PROPERTY	21	-12.50% ▼	50	2.04% ▲
SOCIETY	80	-46.31% ▼	166	-48.77% ▼
Other Misc	184	17.95% ▲	390	13.04% ▲
TOTAL ARRESTS	376	-9.40% ▼	796	-13.67% ▼

Family Violence Offense MTD and YTD

Crime Category	MTD	% Chg	YTD	% Chg
ASSAULT OFFENSES	159	-19.70% ▼	365	-14.32% ▼
HOMICIDE OFFENSES	1	0.00%	4	>100%
KIDNAPPING/ ABDUCTION	0	-100.00% ▼	2	-33.33% ▼
SEX OFFENSES	3	NC	4	0.00%
Total	163	-18.91% ▼	375	-13.59% ▼