



# Dallas Police Department Call, Crime, and Arrest Dashboard

Reports as of: Sunday, August 28, 2022

## Response Times MTD and YTD

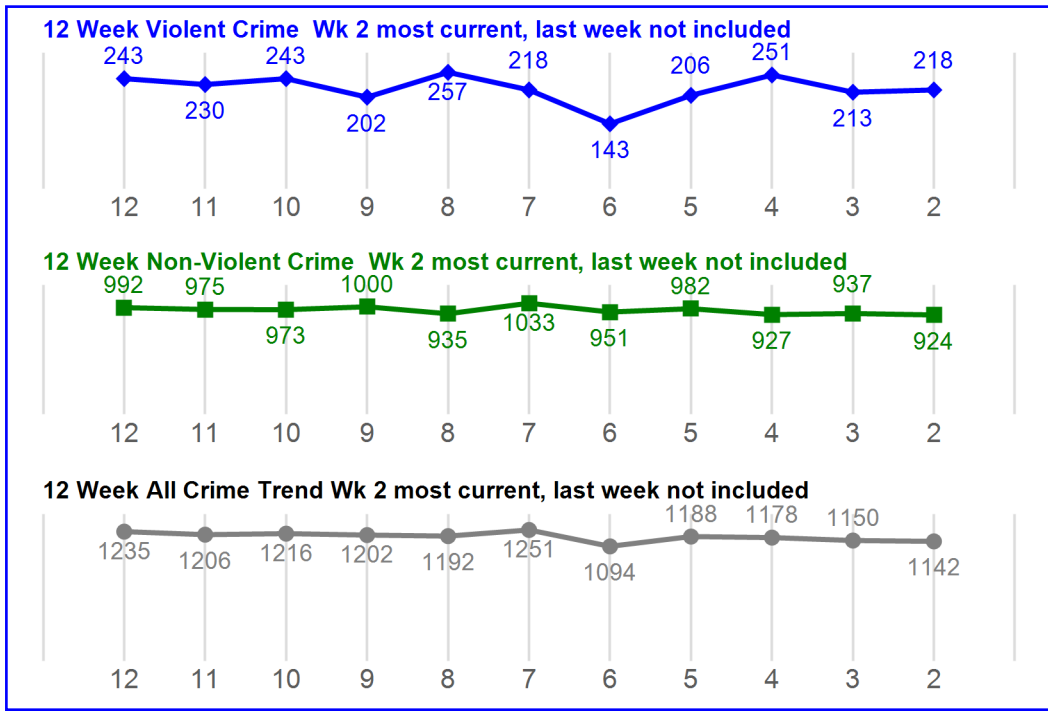
Priority	MTD	Over /Under vs Lst Yr	YTD	Over /Under vs Lst Yr
1	11.18	2.47 ▲	9.24	1.16 ▲
2	68.37	27.65 ▲	56.16	24.15 ▲
3	415.40	194.57 ▲	293.61	145.04 ▲
4	492.77	209.09 ▲	361.79	157.08 ▲

Over / Under compared to Last Year NOT GOALS

## Dispatched Calls for Service MTD and YTD

Priority	MTD	% Chg	YTD	% Chg
1	3397	8.25% ▲	25521	4.00% ▲
2	23596	3.81% ▲	194999	5.19% ▲
3	11568	-8.88% ▼	102102	-2.15% ▼
4	6318	-15.91% ▼	58711	-1.83% ▼
<b>Total All</b>	<b>44879</b>	<b>-2.60% ▼</b>	<b>381333</b>	<b>1.94% ▲</b>

## CITY WIDE



## NIBRS Administrative Report MTD and YTD

Crime Against	MTD	% Chg	YTD	% Chg
PERSON	2266	-6.21% ▼	19749	-2.58% ▼
PROPERTY	4640	-9.96% ▼	43387	4.50% ▲
SOCIETY	968	-5.10% ▼	8303	-8.20% ▼
<b>Total</b>	<b>7874</b>	<b>-8.32% ▼</b>	<b>71439</b>	<b>0.86% ▲</b>

## NIBRS Compstat Daily Report MTD and YTD

CRIME TYPE	MTD	% Chg	YTD	% Chg
Violent	887	-1.00% ▼	7569	-4.18% ▼
Non-Violent	3481	-9.06% ▼	32406	6.68% ▲
<b>TOTAL</b>	<b>4368</b>	<b>-7.54% ▼</b>	<b>39975</b>	<b>4.44% ▲</b>

## Gun Crime- Offenses Involving Guns MTD and YTD

Crime Category	MTD	% Chg	YTD	% Chg
ASSAULT OFFENSES	443	-1.99% ▼	3763	-1.49% ▼
HOMICIDE OFFENSES	12	-25.00% ▼	134	7.20% ▲
ROBBERY	100	-9.09% ▼	996	9.45% ▲
SEX OFFENSES	0	-100.00% ▼	11	-60.71% ▼
<b>Total</b>	<b>555</b>	<b>-4.48% ▼</b>	<b>4904</b>	<b>0.43% ▲</b>

## Arrest Summary MTD and YTD

Arrest Crime Against	MTD	% Chg	YTD	% Chg
PERSON	603	-6.07% ▼	4945	-2.71% ▼
PROPERTY	272	13.33% ▲	1951	-8.15% ▼
SOCIETY	707	-13.46% ▼	5566	-29.82% ▼
Other Misc	1280	-6.30% ▼	10764	6.10% ▲
<b>Total Arrests</b>	<b>2862</b>	<b>-6.62% ▼</b>	<b>23226</b>	<b>-8.14% ▼</b>

## Family Violence Offense MTD and YTD

Crime Category	MTD	% Chg	YTD	% Chg
ASSAULT OFFENSES	1091	-6.11% ▼	9383	-3.35% ▼
HOMICIDE OFFENSES	0	-100.00% ▼	17	-34.62% ▼
HUMAN TRAFFICKING	0	NC	1	0.00% ▬
KIDNAPPING/ ABDUCTION	10	-16.67% ▼	74	-1.33% ▼
SEX OFFENSES	23	-56.60% ▼	259	-33.07% ▼
<b>Total</b>	<b>1124</b>	<b>-8.54% ▼</b>	<b>9734</b>	<b>-4.54% ▼</b>



# Dallas Police Department Call, Crime, and Arrest Dashboard

Reports as of: Sunday, August 28, 2022

## Response Times MTD and YTD

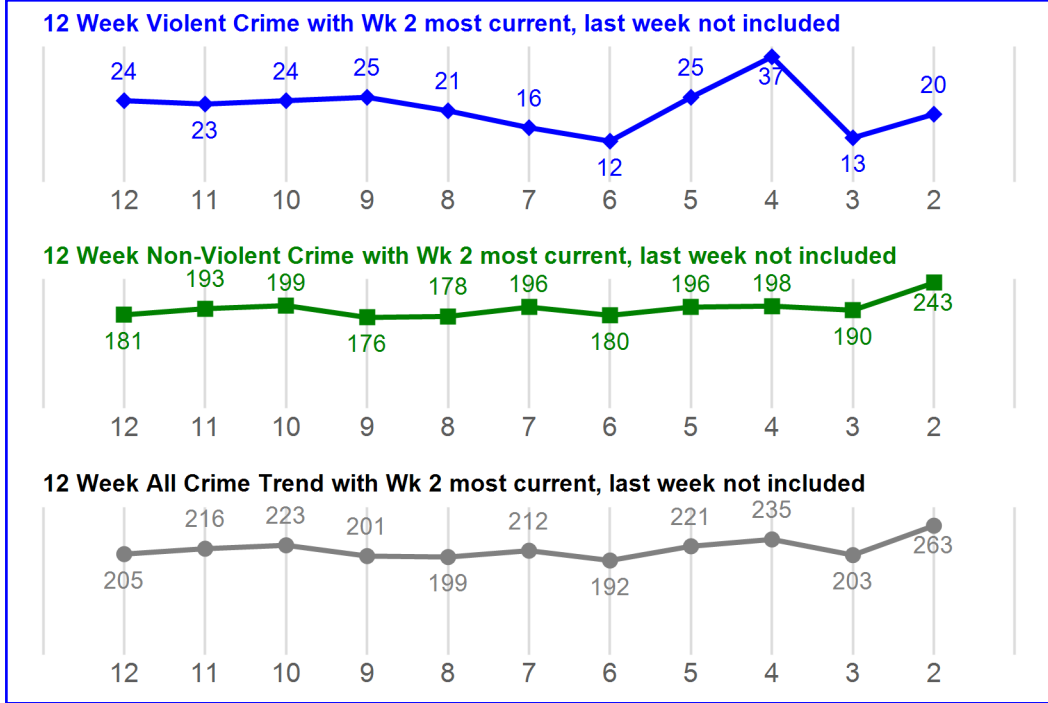
Priority	MTD	Over/Under vs Lst Yr	YTD	Over/Under vs Lst Yr
1	9.29	0.35 ▲	7.29	0.15 ▲
2	33.56	0.21 ▲	30.53	3.66 ▲
3	164.42	30.43 ▲	112.80	12.02 ▲
4	264.44	78.45 ▲	167.76	20.98 ▲

Over / Under compared to Last Year NOT GOALS

## Dispatched Calls for Service MTD and YTD

Priority	MTD	% Chg	YTD	% Chg
1	495	19.57% ▲	3455	19.84% ▲
2	3736	13.32% ▲	28629	13.45% ▲
3	1927	2.99% ▲	15885	6.26% ▲
4	936	-8.06% ▼	8251	5.63% ▲
<b>Total All</b>	<b>7094</b>	<b>7.48% ▲</b>	<b>56220</b>	<b>10.50% ▲</b>

## CENTRAL



## NIBRS Administrative Report MTD and YTD

Crime Against	MTD	% Chg	YTD	% Chg
PERSON	244	2.09% ▲	2065	-0.67% ▼
PROPERTY	925	1.65% ▲	7899	9.06% ▲
SOCIETY	154	14.07% ▲	1073	-8.45% ▼
<b>Total</b>	<b>1323</b>	<b>3.04% ▲</b>	<b>11037</b>	<b>5.17% ▲</b>

## NIBRS Compstat Daily Report MTD and YTD

CRIME TYPE	MTD	% Chg	YTD	% Chg
Non-Violent	766	9.90% ▲	6438	15.50% ▲
Violent	100	1.01% ▲	763	-2.30% ▼
<b>TOTAL</b>	<b>866</b>	<b>8.79% ▲</b>	<b>7201</b>	<b>13.31% ▲</b>

## Gun Crime- Offenses Involving Guns MTD and YTD

Crime Category	MTD	% Chg	YTD	% Chg
ASSAULT OFFENSES	47	38.24% ▲	333	4.06% ▲
HOMICIDE OFFENSES	1	-50.00% ▼	14	40.00% ▲
ROBBERY	14	-6.67% ▼	105	38.16% ▲
SEX OFFENSES	0	NC	3	-25.00% ▼
<b>Total</b>	<b>62</b>	<b>21.57% ▲</b>	<b>455</b>	<b>10.98% ▲</b>

## Arrest Summary MTD and YTD

Arrest Crime Against	MTD	% Chg	YTD	% Chg
PERSON	68	1.49% ▲	532	-4.32% ▼
PROPERTY	36	-7.69% ▼	287	-1.37% ▼
SOCIETY	141	5.22% ▲	1022	-24.07% ▼
Other Misc	250	-0.40% ▼	2056	28.18% ▲
<b>TOTAL ARRESTS</b>	<b>495</b>	<b>0.81% ▲</b>	<b>3897</b>	<b>2.63% ▲</b>

## Family Violence Offense MTD and YTD

Crime Category	MTD	% Chg	YTD	% Chg
ASSAULT OFFENSES	85	4.94% ▲	721	-5.26% ▼
HOMICIDE OFFENSES	0	NC	0	-100.00% ▼
KIDNAPPING/ ABDUCTION	1	0.00%	5	0.00% ▼
SEX OFFENSES	2	-50.00% ▼	21	-56.25% ▼
<b>Total</b>	<b>88</b>	<b>2.33% ▲</b>	<b>747</b>	<b>-8.57% ▼</b>



# Dallas Police Department Call, Crime, and Arrest Dashboard

Reports as of: Sunday, August 28, 2022

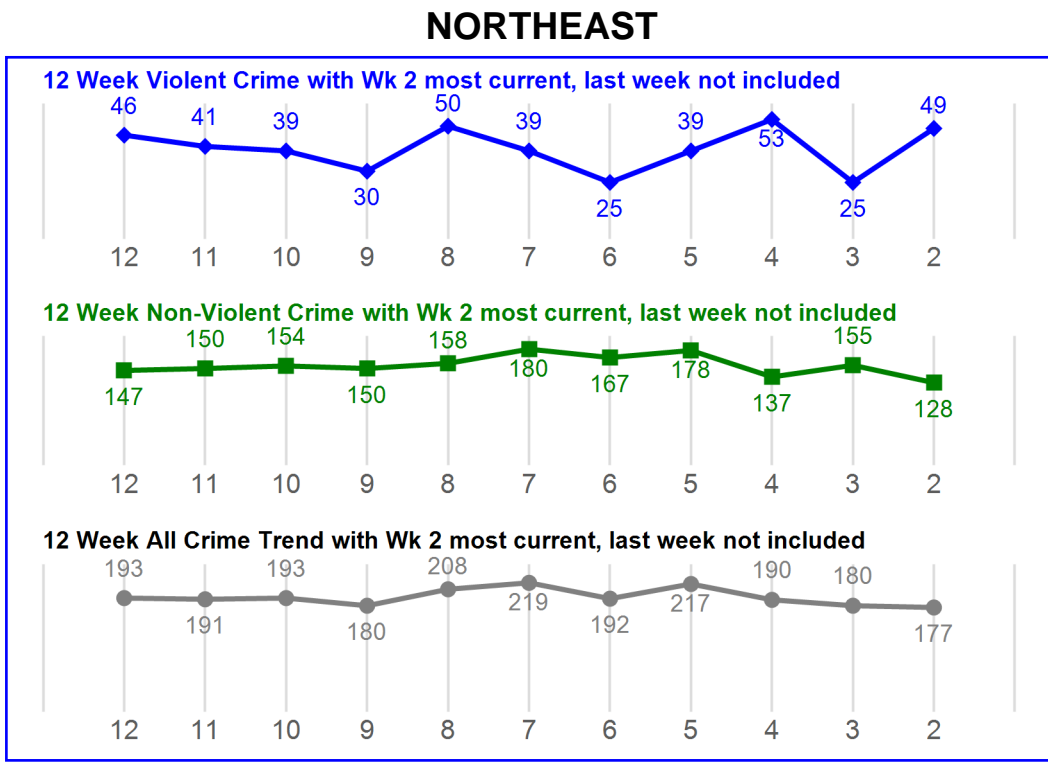
## Response Times MTD and YTD

Priority	MTD	Over /Under vs Lst Yr	YTD	Over /Under vs Lst Yr
1	9.14	0.38 ▲	8.65	0.31 ▲
2	69.80	16.68 ▲	66.33	29.02 ▲
3	842.22	451.69 ▲	606.73	372.17 ▲
4	917.10	415.59 ▲	724.32	397.97 ▲

Over / Under compared to Last Year NOT GOALS

## Dispatched Calls for Service MTD and YTD

Priority	MTD	% Chg	YTD	% Chg
1	542	1.12% ▲	4297	3.17% ▲
2	4033	-0.62% ▼	34553	3.78% ▲
3	1801	-16.19% ▼	16244	-10.38% ▼
4	873	-26.88% ▼	8627	-10.81% ▼
<b>Total All</b>	<b>7249</b>	<b>-8.67% ▼</b>	<b>63721</b>	<b>-2.35% ▼</b>



## NIBRS Administrative Report MTD and YTD

Crime Against	MTD	% Chg	YTD	% Chg
PERSON	417	4.25% ▲	3411	-1.39% ▼
PROPERTY	755	-5.27% ▼	7276	-0.66% ▼
SOCIETY	152	3.40% ▲	1328	-4.05% ▼
<b>Total</b>	<b>1324</b>	<b>-1.49% ▼</b>	<b>12015</b>	<b>-1.25% ▼</b>

## NIBRS Compstat Daily Report MTD and YTD

CRIME TYPE	MTD	% Chg	YTD	% Chg
Non-Violent	537	-9.29% ▼	5327	0.36% ▲
Violent	163	-4.12% ▼	1262	-1.64% ▼
<b>TOTAL</b>	<b>700</b>	<b>-8.14% ▼</b>	<b>6589</b>	<b>-0.03% ▼</b>

## Gun Crime- Offenses Involving Guns MTD and YTD

Crime Category	MTD	% Chg	YTD	% Chg
ASSAULT OFFENSES	84	-11.58% ▼	596	2.23% ▲
HOMICIDE OFFENSES	1	-50.00% ▼	20	-9.09% ▼
ROBBERY	12	-45.45% ▼	209	20.81% ▲
SEX OFFENSES	0	NC	0	-100.00% ▼
<b>Total</b>	<b>97</b>	<b>-18.49% ▼</b>	<b>825</b>	<b>5.63% ▲</b>

## Arrest Summary MTD and YTD

Arrest Crime Against	MTD	% Chg	YTD	% Chg
PERSON	106	0.95% ▲	871	-4.07% ▼
PROPERTY	39	34.48% ▲	317	6.02% ▲
SOCIETY	101	2.02% ▲	784	-24.18% ▼
Other Misc	195	1.56% ▲	1694	16.75% ▲
<b>TOTAL ARRESTS</b>	<b>441</b>	<b>3.76% ▲</b>	<b>3666</b>	<b>-0.70% ▼</b>

## Family Violence Offense MTD and YTD

Crime Category	MTD	% Chg	YTD	% Chg
ASSAULT OFFENSES	222	15.63% ▲	1765	-0.40% ▼
HOMICIDE OFFENSES	0	NC	5	0.00% ▬
KIDNAPPING/ ABDUCTION	4	>100%	20	66.67% ▲
SEX OFFENSES	2	-66.67% ▼	59	7.27% ▲
<b>Total</b>	<b>228</b>	<b>14.57% ▲</b>	<b>1849</b>	<b>0.27% ▲</b>



# Dallas Police Department Call, Crime, and Arrest Dashboard

Reports as of: Sunday, August 28, 2022

## Response Times MTD and YTD

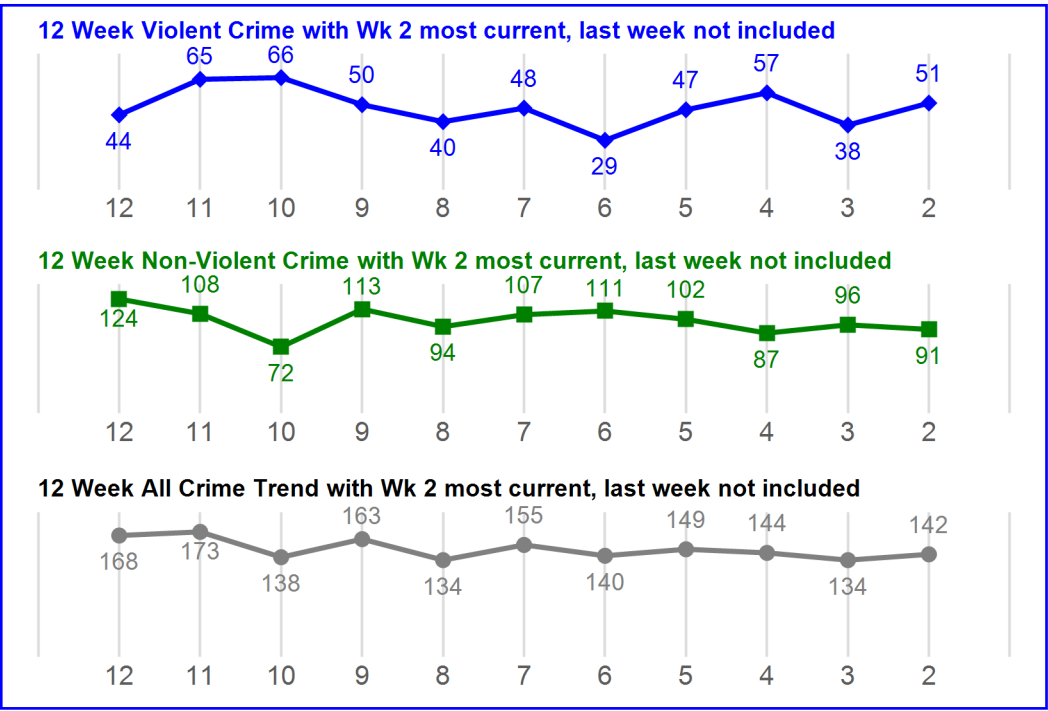
Priority	MTD	Over/Under vs Lst Yr	YTD	Over/Under vs Lst Yr
1	16.43	8.19 ▲	10.50	2.46 ▲
2	118.74	70.15 ▲	90.07	50.33 ▲
3	641.83	395.18 ▲	446.40	270.37 ▲
4	651.10	363.50 ▲	511.67	277.99 ▲

Over / Under compared to Last Year NOT GOALS

## Dispatched Calls for Service MTD and YTD

Priority	MTD	% Chg	YTD	% Chg
1	614	21.34% ▲	4100	-5.79% ▼
2	3312	2.25% ▲	28792	3.31% ▲
3	1277	-23.94% ▼	12996	-6.60% ▼
4	862	-26.45% ▼	8148	-14.05% ▼
<b>Total All</b>	<b>6065</b>	<b>-8.05% ▼</b>	<b>54036</b>	<b>-2.84% ▼</b>

## SOUTHEAST



## NIBRS Administrative Report MTD and YTD

Crime Against	MTD	% Chg	YTD	% Chg
PERSON	417	-7.54% ▼	3656	-5.94% ▼
PROPERTY	521	-3.70% ▼	4780	3.33% ▲
SOCIETY	144	-20.00% ▼	1306	-23.40% ▼
<b>Total</b>	<b>1082</b>	<b>-7.68% ▼</b>	<b>9742</b>	<b>-4.66% ▼</b>

## NIBRS Compstat Daily Report MTD and YTD

CRIME TYPE	MTD	% Chg	YTD	% Chg
Non-Violent	359	-4.77% ▼	3163	2.69% ▲
Violent	193	4.32% ▲	1591	-5.01% ▼
<b>TOTAL</b>	<b>552</b>	<b>-1.78% ▼</b>	<b>4754</b>	<b>-0.02% ▼</b>

## Gun Crime- Offenses Involving Guns MTD and YTD

Crime Category	MTD	% Chg	YTD	% Chg
ASSAULT OFFENSES	99	-12.39% ▼	882	-6.57% ▼
HOMICIDE OFFENSES	4	100.00% ▲	32	0.00% ▬
ROBBERY	24	84.62% ▲	171	33.59% ▲
SEX OFFENSES	0	NC	0	-100.00% ▼
<b>Total</b>	<b>127</b>	<b>-0.78% ▼</b>	<b>1085</b>	<b>-1.99% ▼</b>

## Arrest Summary MTD and YTD

Arrest Crime Against	MTD	% Chg	YTD	% Chg
PERSON	95	-21.49% ▼	878	-6.00% ▼
PROPERTY	36	-10.00% ▼	233	-35.81% ▼
SOCIETY	95	-24.00% ▼	756	-39.42% ▼
Other Misc	163	-23.83% ▼	1450	-14.91% ▼
<b>TOTAL ARRESTS</b>	<b>389</b>	<b>-22.20% ▼</b>	<b>3317</b>	<b>-21.93% ▼</b>

## Family Violence Offense MTD and YTD

Crime Category	MTD	% Chg	YTD	% Chg
ASSAULT OFFENSES	180	-18.18% ▼	1712	-4.30% ▼
HOMICIDE OFFENSES	0	NC	5	-16.67% ▼
HUMAN TRAFFICKING	0	NC	1	NC
KIDNAPPING/ ABDUCTION	1	-50.00% ▼	11	-21.43% ▼
SEX OFFENSES	7	-41.67% ▼	45	-47.67% ▼
<b>Total</b>	<b>188</b>	<b>-19.66% ▼</b>	<b>1774</b>	<b>-6.39% ▼</b>



# Dallas Police Department Call, Crime, and Arrest Dashboard

Reports as of: Sunday, August 28, 2022

## Response Times MTD and YTD

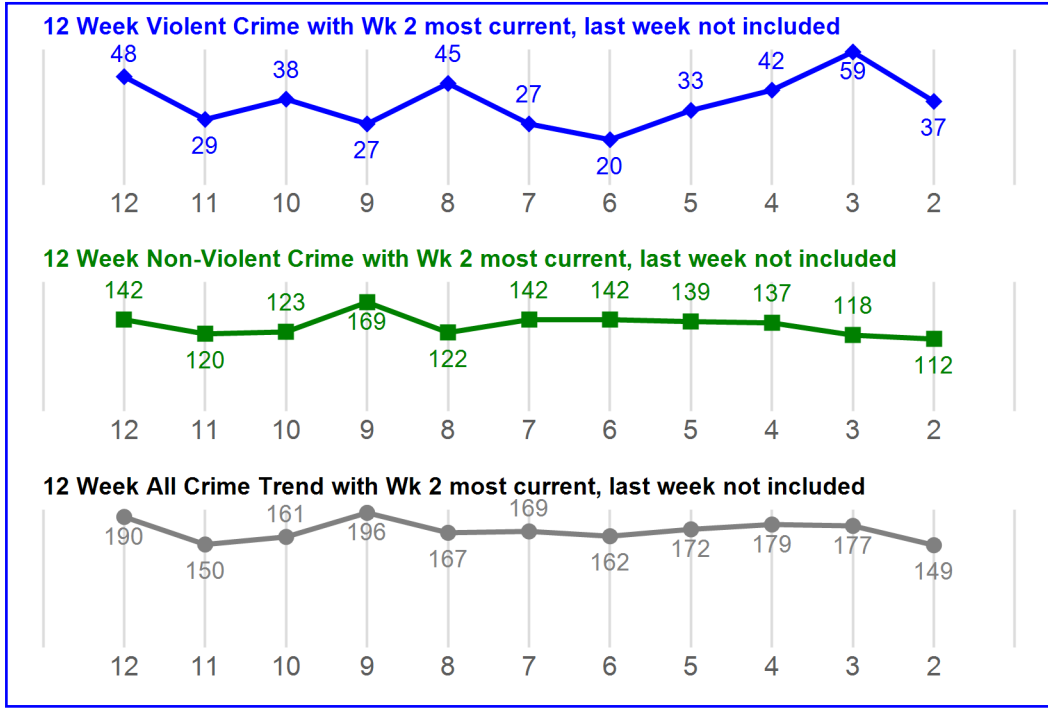
Priority	MTD	Over/Under vs Lst Yr	YTD	Over/Under vs Lst Yr
1	11.10	2.15 ▲	9.46	1.57 ▲
2	68.24	29.23 ▲	49.52	21.20 ▲
3	387.22	160.55 ▲	251.87	109.90 ▲
4	474.16	176.79 ▲	302.62	114.71 ▲

Over / Under compared to Last Year NOT GOALS

## Dispatched Calls for Service MTD and YTD

Priority	MTD	% Chg	YTD	% Chg
1	543	12.66% ▲	3878	5.21% ▲
2	3615	3.14% ▲	29383	4.07% ▲
3	1683	-10.14% ▼	15487	0.53% ▲
4	1008	-20.06% ▼	9495	-5.16% ▼
<b>Total All</b>	<b>6849</b>	<b>-3.82% ▼</b>	<b>58243</b>	<b>1.58% ▲</b>

## SOUTHWEST



## NIBRS Administrative Report MTD and YTD

Crime Against	MTD	% Chg	YTD	% Chg
PERSON	435	5.84% ▲	3241	-0.46% ▼
PROPERTY	635	-21.22% ▼	6360	6.27% ▲
SOCIETY	147	-9.26% ▼	1359	-4.77% ▼
<b>Total</b>	<b>1217</b>	<b>-11.75% ▼</b>	<b>10960</b>	<b>2.74% ▲</b>

## NIBRS Compstat Daily Report MTD and YTD

CRIME TYPE	MTD	% Chg	YTD	% Chg
Non-Violent	457	-25.20% ▼	4688	8.95% ▲
Violent	171	39.02% ▲	1205	-4.67% ▼
<b>TOTAL</b>	<b>628</b>	<b>-14.44% ▼</b>	<b>5893</b>	<b>5.86% ▲</b>

## Gun Crime- Offenses Involving Guns MTD and YTD

Crime Category	MTD	% Chg	YTD	% Chg
ASSAULT OFFENSES	102	>100%	632	-1.40% ▼
HOMICIDE OFFENSES	5	-16.67% ▼	23	-8.00% ▼
ROBBERY	17	13.33% ▲	172	6.83% ▲
SEX OFFENSES	0	-100.00% ▼	1	-75.00% ▼
<b>Total</b>	<b>124</b>	<b>69.86% ▲</b>	<b>828</b>	<b>-0.36% ▼</b>

## Arrest Summary MTD and YTD

Arrest Crime Against	MTD	% Chg	YTD	% Chg
PERSON	99	3.13% ▲	746	-2.23% ▼
PROPERTY	47	4.44% ▲	274	-19.65% ▼
SOCIETY	76	-30.28% ▼	705	-34.72% ▼
Other Misc	185	-6.09% ▼	1413	-2.75% ▼
<b>TOTAL ARRESTS</b>	<b>407</b>	<b>-8.95% ▼</b>	<b>3138</b>	<b>-13.72% ▼</b>

## Family Violence Offense MTD and YTD

Crime Category	MTD	% Chg	YTD	% Chg
ASSAULT OFFENSES	202	-4.27% ▼	1609	-2.78% ▼
HOMICIDE OFFENSES	0	NC	1	-75.00% ▼
KIDNAPPING/ ABDUCTION	2	-50.00% ▼	10	-41.18% ▼
SEX OFFENSES	7	-41.67% ▼	33	-48.44% ▼
<b>Total</b>	<b>211</b>	<b>-7.05% ▼</b>	<b>1653</b>	<b>-5.00% ▼</b>



# Dallas Police Department Call, Crime, and Arrest Dashboard

Reports as of: Sunday, August 28, 2022

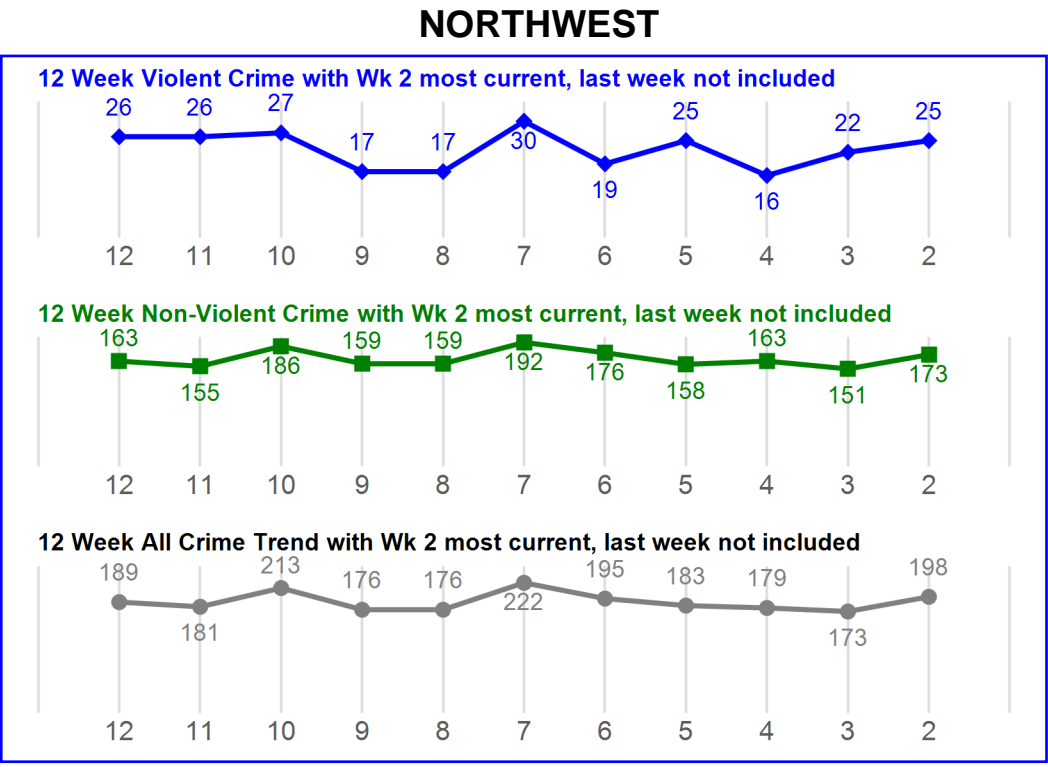
## Response Times MTD and YTD

Priority	MTD	Over/Under vs Lst Yr	YTD	Over/Under vs Lst Yr
1	9.63	-0.10 ▼	9.04	0.14 ▲
2	47.19	7.12 ▲	41.34	10.75 ▲
3	246.96	37.51 ▲	196.38	68.78 ▲
4	346.76	50.30 ▲	297.06	105.30 ▲

Over / Under compared to Last Year NOT GOALS

## Dispatched Calls for Service MTD and YTD

Priority	MTD	% Chg	YTD	% Chg
1	417	3.73% ▲	3269	9.00% ▲
2	3230	7.63% ▲	26020	8.14% ▲
3	2015	3.87% ▲	16274	2.66% ▲
4	884	-5.25% ▼	8206	7.68% ▲
<b>Total All</b>	<b>6546</b>	<b>4.30% ▲</b>	<b>53769</b>	<b>6.40% ▲</b>



## NIBRS Administrative Report MTD and YTD

Crime Against	MTD	% Chg	YTD	% Chg
PERSON	225	-6.64% ▼	2123	5.41% ▲
PROPERTY	785	-9.35% ▼	7177	6.98% ▲
SOCIETY	166	-10.75% ▼	1312	-6.49% ▼
<b>Total</b>	<b>1176</b>	<b>-9.05% ▼</b>	<b>10612</b>	<b>4.80% ▲</b>

## NIBRS Compstat Daily Report MTD and YTD

CRIME TYPE	MTD	% Chg	YTD	% Chg
Non-Violent	601	-6.39% ▼	5464	6.30% ▲
Violent	82	-14.58% ▼	791	-4.12% ▼
<b>TOTAL</b>	<b>683</b>	<b>-7.45% ▼</b>	<b>6255</b>	<b>4.86% ▲</b>

## Gun Crime- Offenses Involving Guns MTD and YTD

Crime Category	MTD	% Chg	YTD	% Chg
ASSAULT OFFENSES	27	-30.77% ▼	283	4.81% ▲
HOMICIDE OFFENSES	0	NC	9	0.00% ▬
ROBBERY	11	-56.00% ▼	139	-12.03% ▼
SEX OFFENSES	0	-100.00% ▼	4	-33.33% ▼
<b>Total</b>	<b>38</b>	<b>-41.54% ▼</b>	<b>435</b>	<b>-1.81% ▼</b>

## Arrest Summary MTD and YTD

Arrest Crime Against	MTD	% Chg	YTD	% Chg
PERSON	53	-11.67% ▼	503	16.98% ▲
PROPERTY	56	55.56% ▲	371	4.21% ▲
SOCIETY	148	-19.57% ▼	1077	-28.72% ▼
Other Misc	158	-18.97% ▼	1485	0.00% ▬
<b>TOTAL ARRESTS</b>	<b>415</b>	<b>-12.63% ▼</b>	<b>3436</b>	<b>-9.15% ▼</b>

## Family Violence Offense MTD and YTD

Crime Category	MTD	% Chg	YTD	% Chg
ASSAULT OFFENSES	106	-10.17% ▼	895	8.48% ▲
HOMICIDE OFFENSES	0	NC	0	-100.00% ▼
KIDNAPPING/ ABDUCTION	2	0.00% ▬	14	100.00% ▲
SEX OFFENSES	0	-100.00% ▼	22	-21.43% ▼
<b>Total</b>	<b>108</b>	<b>-10.74% ▼</b>	<b>931</b>	<b>8.00% ▲</b>



# Dallas Police Department Call, Crime, and Arrest Dashboard

Reports as of: Sunday, August 28, 2022

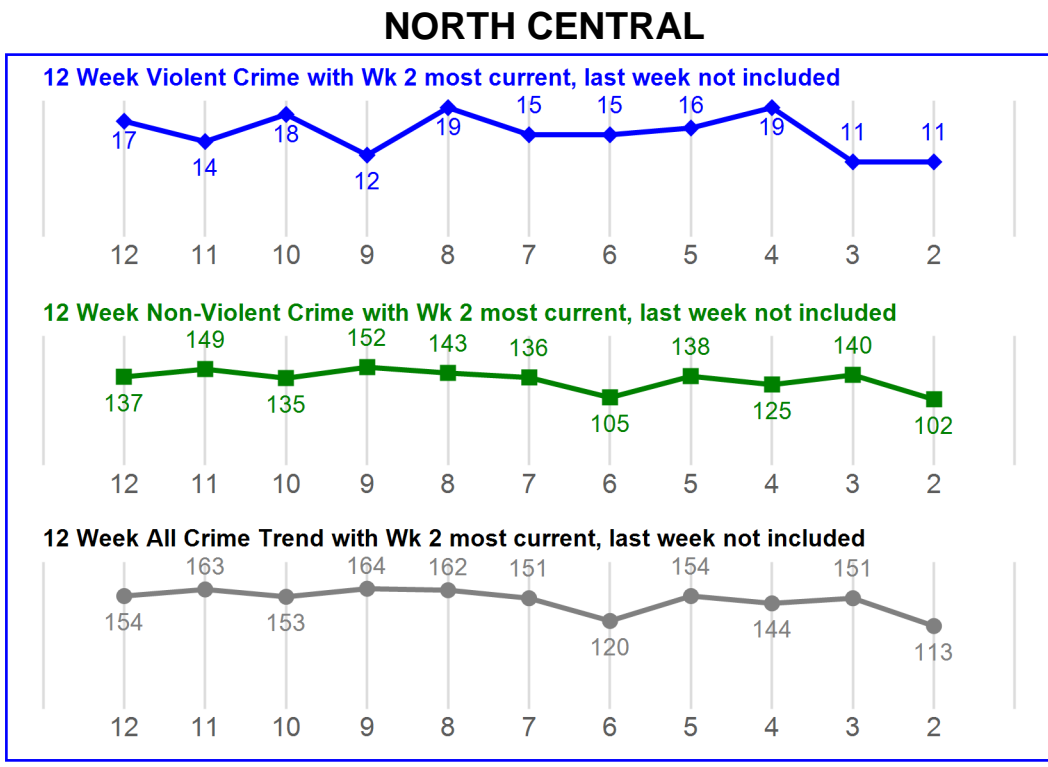
## Response Times MTD and YTD

Priority	MTD	Over/Under vs Lst Yr	YTD	Over/Under vs Lst Yr
1	8.81	0.36 ▲	8.58	0.14 ▲
2	31.85	-0.30 ▼	29.66	0.50 ▲
3	109.86	-17.33 ▼	90.76	-10.29 ▼
4	152.02	-21.86 ▼	133.57	-8.48 ▼

Over / Under compared to Last Year NOT GOALS

## Dispatched Calls for Service MTD and YTD

Priority	MTD	% Chg	YTD	% Chg
1	292	-9.88% ▼	2429	1.21% ▲
2	2440	3.00% ▲	20445	4.59% ▲
3	1472	0.75% ▲	12486	5.07% ▲
4	958	12.44% ▲	8202	20.94% ▲
<b>Total All</b>	<b>5162</b>	<b>3.12% ▲</b>	<b>43562</b>	<b>7.26% ▲</b>



## NIBRS Administrative Report MTD and YTD

Crime Against	MTD	% Chg	YTD	% Chg
PERSON	210	-14.63% ▼	1992	3.59% ▲
PROPERTY	586	-7.57% ▼	5520	4.13% ▲
SOCIETY	63	23.53% ▲	543	19.34% ▲
<b>Total</b>	<b>859</b>	<b>-7.73% ▼</b>	<b>8055</b>	<b>4.90% ▲</b>

## NIBRS Compstat Daily Report MTD and YTD

CRIME TYPE	MTD	% Chg	YTD	% Chg
Non-Violent	466	-2.71% ▼	4317	5.29% ▲
Violent	48	-37.66% ▼	584	-5.35% ▼
<b>TOTAL</b>	<b>514</b>	<b>-7.55% ▼</b>	<b>4901</b>	<b>3.90% ▲</b>

## Gun Crime- Offenses Involving Guns MTD and YTD

Crime Category	MTD	% Chg	YTD	% Chg
ASSAULT OFFENSES	19	-42.42% ▼	235	-6.00% ▼
HOMICIDE OFFENSES	1	-66.67% ▼	8	60.00% ▲
ROBBERY	4	-50.00% ▼	77	-3.75% ▼
SEX OFFENSES	0	NC	0	-100.00% ▼
<b>Total</b>	<b>24</b>	<b>-45.45% ▼</b>	<b>320</b>	<b>-5.04% ▼</b>

## Arrest Summary MTD and YTD

Arrest Crime Against	MTD	% Chg	YTD	% Chg
PERSON	73	30.36% ▲	524	11.02% ▲
PROPERTY	16	-11.11% ▼	185	-5.13% ▼
SOCIETY	65	18.18% ▲	374	-20.59% ▼
Other Misc	109	14.74% ▲	894	16.25% ▲
<b>TOTAL ARRESTS</b>	<b>263</b>	<b>17.41% ▲</b>	<b>1977</b>	<b>3.67% ▲</b>

## Family Violence Offense MTD and YTD

Crime Category	MTD	% Chg	YTD	% Chg
ASSAULT OFFENSES	128	8.47% ▲	1072	3.98% ▲
HOMICIDE OFFENSES	0	-100.00% ▼	2	-33.33% ▼
KIDNAPPING/ ABDUCTION	0	-100.00% ▼	10	-9.09% ▼
SEX OFFENSES	0	-100.00% ▼	40	0.00% —
<b>Total</b>	<b>128</b>	<b>0.79% ▲</b>	<b>1124</b>	<b>3.59% ▲</b>



# Dallas Police Department Call, Crime, and Arrest Dashboard

Reports as of: Sunday, August 28, 2022

## Response Times MTD and YTD

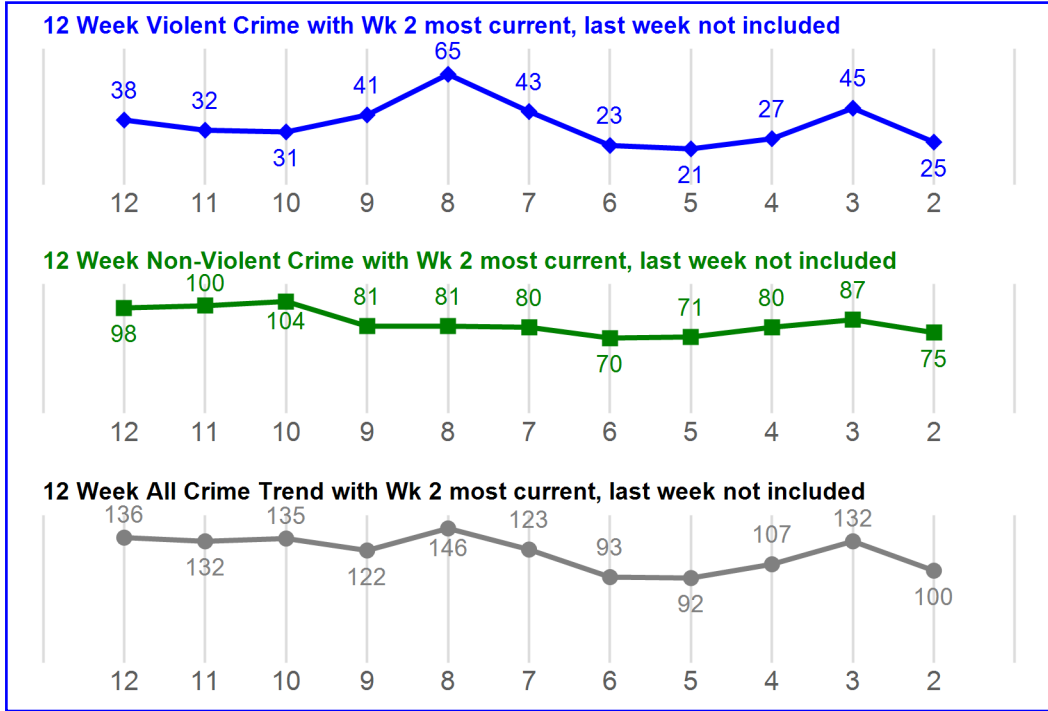
Priority	MTD	Over /Under vs Lst Yr	YTD	Over /Under vs Lst Yr
1	11.49	3.46 ▲	10.49	2.65 ▲
2	104.60	71.20 ▲	75.90	46.34 ▲
3	621.28	462.47 ▲	345.15	214.47 ▲
4	768.18	572.42 ▲	409.52	238.14 ▲

Over / Under compared to Last Year NOT GOALS

## Dispatched Calls for Service MTD and YTD

Priority	MTD	% Chg	YTD	% Chg
1	494	4.22% ▲	4093	0.94% ▲
2	3230	-0.95% ▼	27177	0.16% ▲
3	1393	-19.15% ▼	12730	-10.42% ▼
4	797	-26.41% ▼	7782	-7.64% ▼
<b>Total All</b>	<b>5914</b>	<b>-9.59% ▼</b>	<b>51782</b>	<b>-3.80% ▼</b>

## SOUTH CENTRAL



## NIBRS Administrative Report MTD and YTD

Crime Against	MTD	% Chg	YTD	% Chg
PERSON	318	-25.70% ▼	3261	-10.73% ▼
PROPERTY	433	-27.71% ▼	4375	1.06% ▲
SOCIETY	142	-10.69% ▼	1382	-7.81% ▼
<b>Total</b>	<b>893</b>	<b>-24.70% ▼</b>	<b>9018</b>	<b>-4.88% ▼</b>

## NIBRS Compstat Daily Report MTD and YTD

CRIME TYPE	MTD	% Chg	YTD	% Chg
Non-Violent	295	-31.40% ▼	3009	4.77% ▲
Violent	130	-10.96% ▼	1373	-5.57% ▼
<b>TOTAL</b>	<b>425</b>	<b>-26.22% ▼</b>	<b>4382</b>	<b>1.29% ▲</b>

## Gun Crime- Offenses Involving Guns MTD and YTD

Crime Category	MTD	% Chg	YTD	% Chg
ASSAULT OFFENSES	65	-26.14% ▼	802	-1.23% ▼
HOMICIDE OFFENSES	0	-100.00% ▼	28	27.27% ▲
ROBBERY	18	50.00% ▲	123	-8.21% ▼
SEX OFFENSES	0	NC	3	-50.00% ▼
<b>Total</b>	<b>83</b>	<b>-17.82% ▼</b>	<b>956</b>	<b>-1.85% ▼</b>

## Arrest Summary MTD and YTD

Arrest Crime Against	MTD	% Chg	YTD	% Chg
PERSON	93	-27.34% ▼	800	-16.23% ▼
PROPERTY	30	-3.23% ▼	210	-14.29% ▼
SOCIETY	78	-25.71% ▼	808	-34.04% ▼
Other Misc	208	14.92% ▲	1630	2.32% ▲
<b>TOTAL ARRESTS</b>	<b>409</b>	<b>-8.09% ▼</b>	<b>3448</b>	<b>-14.19% ▼</b>

## Family Violence Offense MTD and YTD

Crime Category	MTD	% Chg	YTD	% Chg
ASSAULT OFFENSES	168	-24.32% ▼	1609	-14.19% ▼
HOMICIDE OFFENSES	0	NC	4	33.33% ▲
HUMAN TRAFFICKING	0	NC	0	-100.00% ▼
KIDNAPPING/ ABDUCTION	0	-100.00% ▼	4	-55.56% ▼
SEX OFFENSES	5	-58.33% ▼	39	-40.91% ▼
<b>Total</b>	<b>173</b>	<b>-26.38% ▼</b>	<b>1656</b>	<b>-15.25% ▼</b>