



Dallas Police Department Call, Crime, and Arrest Dashboard

Reports as of: Wednesday, April 27, 2022

Response Times MTD and YTD

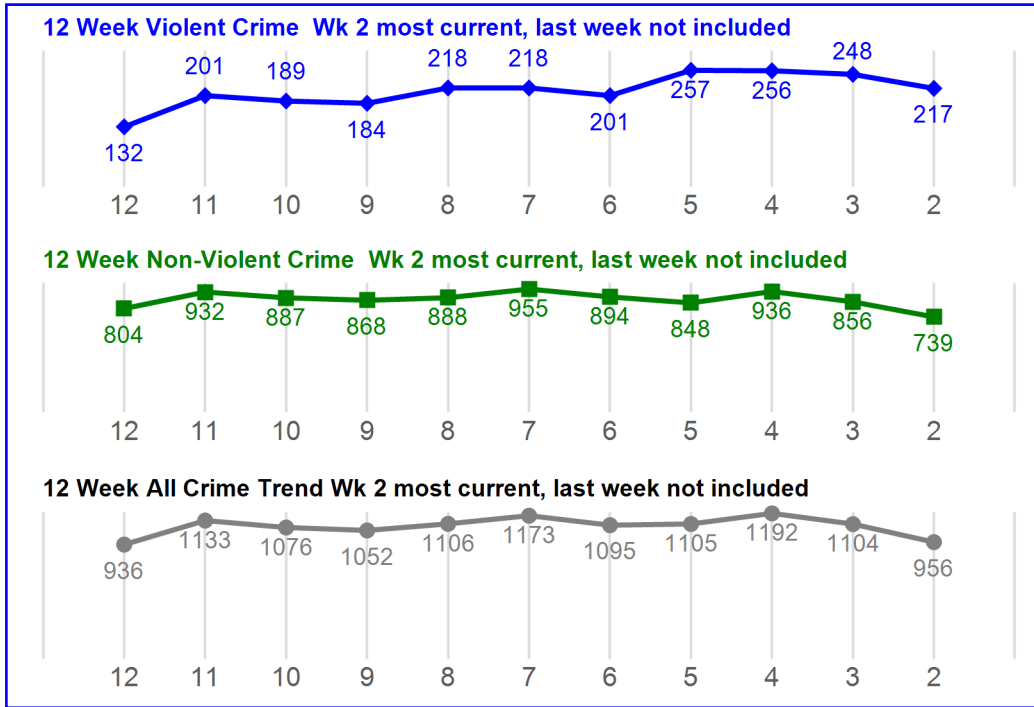
Priority	MTD	Over /Under vs Lst Yr	YTD	Over /Under vs Lst Yr
1	9.92	2.44 ▲	8.70	1.18 ▲
2	52.44	23.84 ▲	44.44	18.63 ▲
3	261.42	144.79 ▲	212.71	121.30 ▲
4	332.39	172.60 ▲	275.36	146.45 ▲

Over / Under compared to Last Year NOT GOALS

Dispatched Calls for Service MTD and YTD

Priority	MTD	% Chg	YTD	% Chg
1	2955	7.07% ▲	11178	4.27% ▲
2	22498	4.57% ▲	88588	2.38% ▲
3	11872	2.79% ▲	49530	2.90% ▲
4	7197	8.81% ▲	28642	9.84% ▲
Total All	44522	4.91% ▲	177938	3.78% ▲

CITY WIDE



NIBRS Administrative Report MTD and YTD

Crime Against	MTD	% Chg	YTD	% Chg
PERSON	2054	-10.31% ▼	8846	-6.09% ▼
PROPERTY	3859	-16.27% ▼	19277	-0.06% ▼
SOCIETY	908	-16.00% ▼	3958	-10.29% ▼
Total	6821	-14.52% ▼	32081	-3.14% ▼

NIBRS Compstat Daily Report MTD and YTD

CRIME TYPE	MTD	% Chg	YTD	% Chg
Violent	860	-0.35% ▼	3424	-6.93% ▼
Non-Violent	2851	-14.18% ▼	14397	2.65% ▲
TOTAL	3711	-11.33% ▼	17821	0.66% ▲

Gun Crime- Offenses Involving Guns MTD and YTD

Crime Category	MTD	% Chg	YTD	% Chg
ASSAULT OFFENSES	435	0.46% ▲	1746	1.04% ▲
HOMICIDE OFFENSES	13	-27.78% ▼	62	-6.06% ▼
ROBBERY	103	0.98% ▲	437	-3.96% ▼
SEX OFFENSES	1	0.00% ▬	5	-28.57% ▼
Total	552	-0.36% ▼	2250	-0.27% ▼

Arrest Summary MTD and YTD

Arrest Crime Against	MTD	% Chg	YTD	% Chg
PERSON	543	-3.04% ▼	2254	-6.20% ▼
PROPERTY	201	-14.47% ▼	861	-13.73% ▼
SOCIETY	638	-37.63% ▼	2642	-36.04% ▼
Other Misc	1205	-0.58% ▼	5146	12.02% ▲
Total Arrests	2587	-14.62% ▼	10903	-10.09% ▼

Family Violence Offense MTD and YTD

Crime Category	MTD	% Chg	YTD	% Chg
ASSAULT OFFENSES	929	-15.70% ▼	4304	-5.49% ▼
HOMICIDE OFFENSES	1	-66.67% ▼	11	0.00% ▬
HUMAN TRAFFICKING	0	NC	1	NC
KIDNAPPING/ ABDUCTION	6	-45.45% ▼	30	-23.08% ▼
SEX OFFENSES	40	11.11% ▲	135	-19.16% ▼
Total	976	-15.28% ▼	4481	-6.08% ▼



Dallas Police Department Call, Crime, and Arrest Dashboard

Reports as of: Wednesday, April 27, 2022

Response Times MTD and YTD

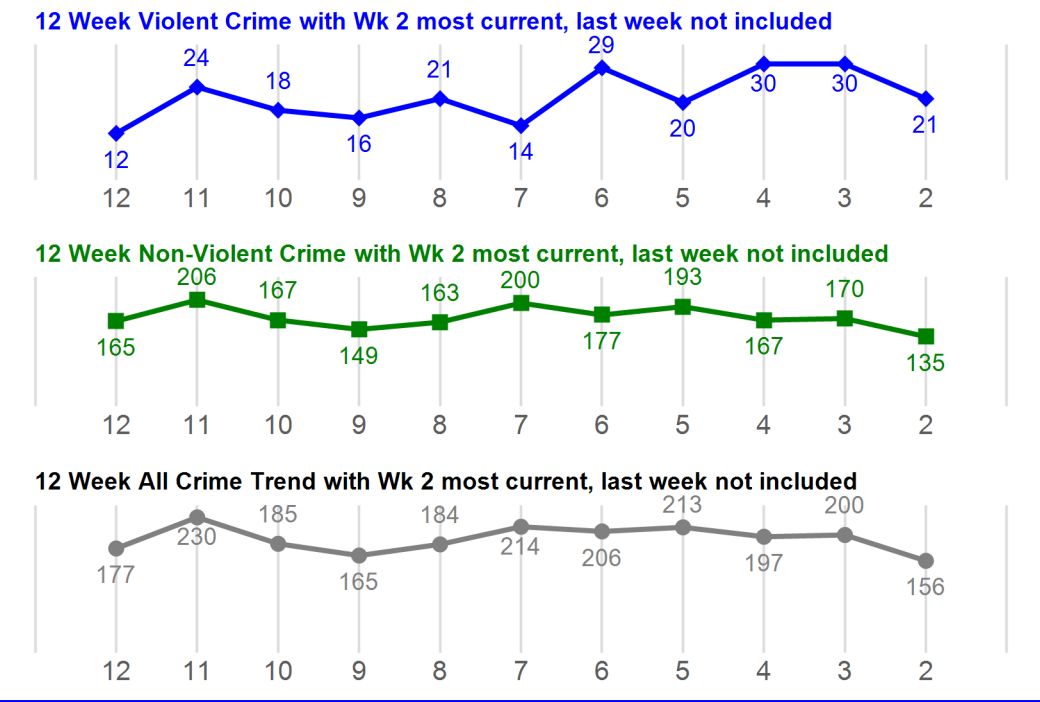
Priority	MTD	Over /Under vs Lst Yr	YTD	Over /Under vs Lst Yr
1	7.62	1.52 ▲	6.99	0.62 ▲
2	31.09	8.65 ▲	29.54	6.22 ▲
3	109.72	32.12 ▲	89.07	9.94 ▲
4	156.30	48.35 ▲	131.59	10.88 ▲

Over / Under compared to Last Year NOT GOALS

Dispatched Calls for Service MTD and YTD

Priority	MTD	% Chg	YTD	% Chg
1	395	27.01% ▲	1509	20.91% ▲
2	3242	15.29% ▲	12854	13.21% ▲
3	1840	15.94% ▲	7615	13.59% ▲
4	961	16.20% ▲	4012	18.63% ▲
Total All	6438	16.27% ▲	25990	14.55% ▲

CENTRAL



NIBRS Administrative Report MTD and YTD

Crime Against	MTD	% Chg	YTD	% Chg
PERSON	203	-18.15% ▼	898	-8.18% ▼
PROPERTY	667	-16.10% ▼	3439	3.62% ▲
SOCIETY	110	-20.29% ▼	477	-9.49% ▼
Total	980	-17.02% ▼	4814	-0.21% ▼

NIBRS Compstat Daily Report MTD and YTD

CRIME TYPE	MTD	% Chg	YTD	% Chg
Non-Violent	553	-8.14% ▼	2814	9.88% ▲
Violent	87	14.47% ▲	319	-9.12% ▼
TOTAL	640	-5.60% ▼	3133	7.59% ▲

Gun Crime- Offenses Involving Guns MTD and YTD

Crime Category	MTD	% Chg	YTD	% Chg
ASSAULT OFFENSES	45	45.16% ▲	147	2.80% ▲
HOMICIDE OFFENSES	0	NC	7	75.00% ▲
ROBBERY	16	45.45% ▲	35	-10.26% ▼
SEX OFFENSES	1	NC	1	NC
Total	62	47.62% ▲	190	2.15% ▲

Arrest Summary MTD and YTD

Arrest Crime Against	MTD	% Chg	YTD	% Chg
PERSON	67	26.42% ▲	267	-1.11% ▼
PROPERTY	21	-32.26% ▼	112	-7.44% ▼
SOCIETY	125	-24.24% ▼	505	-19.07% ▼
Other Misc	235	34.29% ▲	971	45.58% ▲
TOTAL ARRESTS	448	5.66% ▲	1855	10.29% ▲

Family Violence Offense MTD and YTD

Crime Category	MTD	% Chg	YTD	% Chg
ASSAULT OFFENSES	66	-32.65% ▼	349	-2.79% ▼
HOMICIDE OFFENSES	0	NC	0	-100.00% ▼
KIDNAPPING/ ABDUCTION	1	0.00%	2	-33.33% ▼
SEX OFFENSES	2	-50.00% ▼	12	-42.86% ▼
Total	69	-33.01% ▼	363	-5.96% ▼



Dallas Police Department Call, Crime, and Arrest Dashboard

Reports as of: Wednesday, April 27, 2022

Response Times MTD and YTD

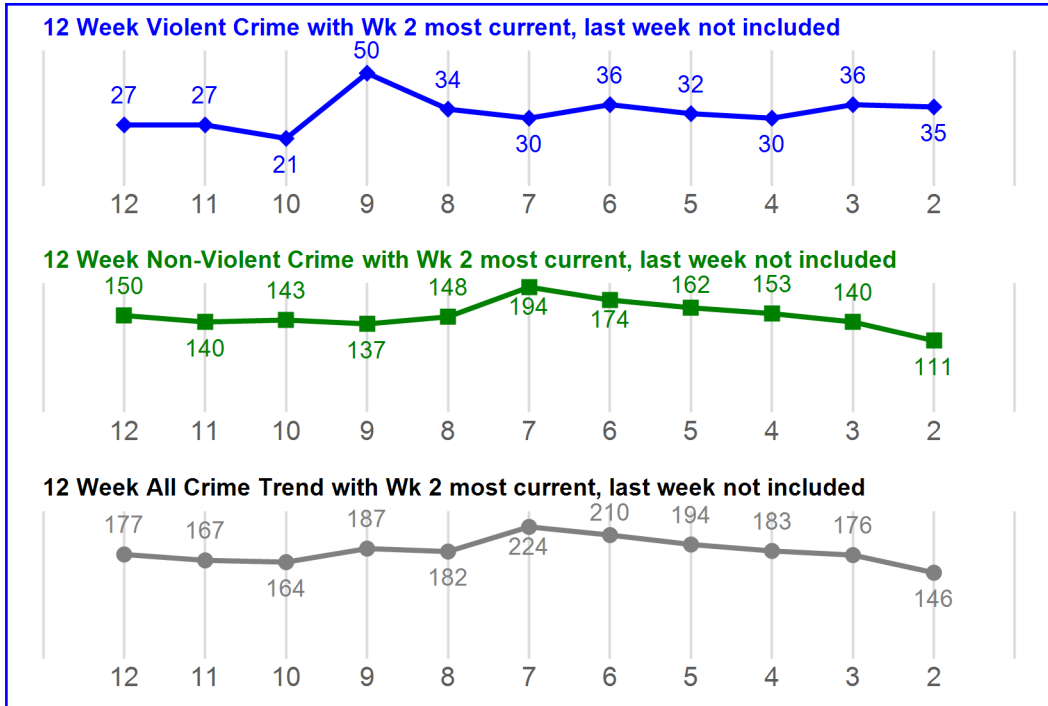
Priority	MTD	Over/Under vs Lst Yr	YTD	Over/Under vs Lst Yr
1	7.81	-0.15 ▼	8.23	0.37 ▲
2	58.14	27.86 ▲	57.02	28.91 ▲
3	543.84	401.54 ▲	503.91	385.78 ▲
4	673.02	489.97 ▲	645.65	479.76 ▲

Over / Under compared to Last Year NOT GOALS

Dispatched Calls for Service MTD and YTD

Priority	MTD	% Chg	YTD	% Chg
1	447	-3.66% ▼	1876	2.91% ▲
2	3932	2.99% ▲	15926	3.05% ▲
3	1799	-7.36% ▼	8089	-2.40% ▼
4	1018	-3.05% ▼	4310	3.51% ▲
Total All	7196	-1.07% ▼	30201	1.58% ▲

NORTHEAST



NIBRS Administrative Report MTD and YTD

Crime Against	MTD	% Chg	YTD	% Chg
PERSON	345	-9.92% ▼	1540	-4.76% ▼
PROPERTY	606	-31.91% ▼	3375	-3.27% ▼
SOCIETY	141	-25.00% ▼	641	-10.47% ▼
Total	1092	-25.26% ▼	5556	-4.57% ▼

NIBRS Compstat Daily Report MTD and YTD

CRIME TYPE	MTD	% Chg	YTD	% Chg
Non-Violent	430	-33.85% ▼	2479	-1.70% ▼
Violent	120	-16.08% ▼	551	-8.32% ▼
TOTAL	550	-30.64% ▼	3030	-2.98% ▼

Gun Crime- Offenses Involving Guns MTD and YTD

Crime Category	MTD	% Chg	YTD	% Chg
ASSAULT OFFENSES	60	-27.71% ▼	255	-4.85% ▼
HOMICIDE OFFENSES	1	-50.00% ▼	9	0.00% —
ROBBERY	16	77.78% ▲	99	19.28% ▲
SEX OFFENSES	0	NC	0	-100.00% ▼
Total	77	-18.09% ▼	363	0.55% ▲

Arrest Summary MTD and YTD

Arrest Crime Against	MTD	% Chg	YTD	% Chg
PERSON	90	0.00% —	405	-3.11% ▼
PROPERTY	35	-16.67% ▼	160	11.11% ▲
SOCIETY	91	-43.48% ▼	360	-39.60% ▼
Other Misc	187	2.75% ▲	808	19.53% ▲
TOTAL ARRESTS	403	-15.16% ▼	1733	-5.51% ▼

Family Violence Offense MTD and YTD

Crime Category	MTD	% Chg	YTD	% Chg
ASSAULT OFFENSES	173	-8.95% ▼	820	-1.80% ▼
HOMICIDE OFFENSES	0	NC	2	-33.33% ▼
KIDNAPPING/ ABDUCTION	1	-50.00% ▼	7	-12.50% ▼
SEX OFFENSES	13	>100%	36	33.33% ▲
Total	187	-5.08% ▼	865	-0.92% ▼



Dallas Police Department Call, Crime, and Arrest Dashboard

Reports as of: Wednesday, April 27, 2022

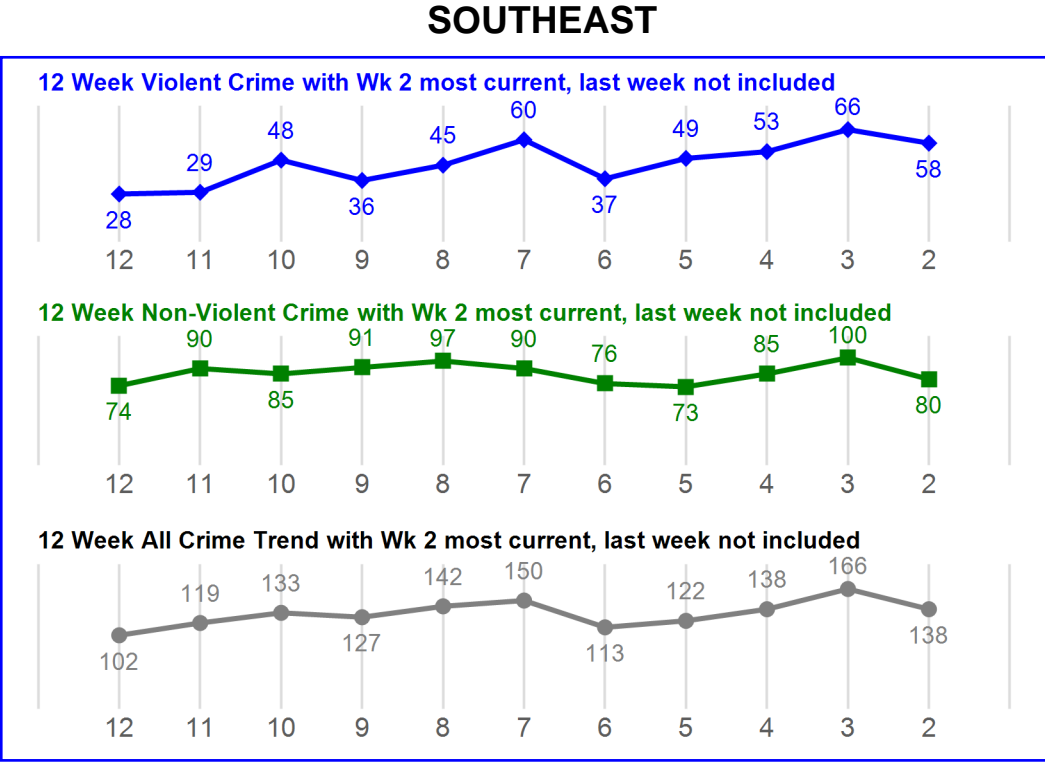
Response Times MTD and YTD

Priority	MTD	Over / Under vs Lst Yr	YTD	Over / Under vs Lst Yr
1	12.59	5.04 ▲	9.62	1.78 ▲
2	88.87	47.42 ▲	61.95	28.60 ▲
3	462.24	271.24 ▲	287.64	155.37 ▲
4	574.71	332.52 ▲	363.27	179.59 ▲

Over / Under compared to Last Year NOT GOALS

Dispatched Calls for Service MTD and YTD

Priority	MTD	% Chg	YTD	% Chg
1	481	-5.50% ▼	1694	-11.08% ▼
2	3467	2.67% ▲	13088	-1.38% ▼
3	1587	-4.40% ▼	6596	0.92% ▲
4	992	-11.74% ▼	4005	0.45% ▲
Total All	6527	-2.14% ▼	25383	-1.23% ▼



NIBRS Administrative Report MTD and YTD

Crime Against	MTD	% Chg	YTD	% Chg
PERSON	405	-5.81% ▼	1650	-7.15% ▼
PROPERTY	439	-13.41% ▼	2049	-4.87% ▼
SOCIETY	144	-25.77% ▼	638	-29.66% ▼
Total	988	-12.64% ▼	4337	-10.36% ▼

NIBRS Compstat Daily Report MTD and YTD

CRIME TYPE	MTD	% Chg	YTD	% Chg
Non-Violent	293	-14.83% ▼	1371	-3.72% ▼
Violent	207	13.74% ▲	726	-5.47% ▼
TOTAL	500	-4.94% ▼	2097	-4.33% ▼

Gun Crime- Offenses Involving Guns MTD and YTD

Crime Category	MTD	% Chg	YTD	% Chg
ASSAULT OFFENSES	120	12.15% ▲	428	0.94% ▲
HOMICIDE OFFENSES	6	-14.29% ▼	15	-21.05% ▼
ROBBERY	18	12.50% ▲	61	-8.96% ▼
SEX OFFENSES	0	NC	0	NC
Total	144	10.77% ▲	504	-1.18% ▼

Arrest Summary MTD and YTD

Arrest Crime Against	MTD	% Chg	YTD	% Chg
PERSON	94	-5.05% ▼	392	-9.68% ▼
PROPERTY	28	-37.78% ▼	102	-43.33% ▼
SOCIETY	89	-37.32% ▼	368	-43.90% ▼
Other Misc	158	-24.76% ▼	693	-13.91% ▼
TOTAL ARRESTS	369	-25.60% ▼	1555	-25.06% ▼

Family Violence Offense MTD and YTD

Crime Category	MTD	% Chg	YTD	% Chg
ASSAULT OFFENSES	169	-8.15% ▼	799	-0.87% ▼
HOMICIDE OFFENSES	1	0.00% ▬	3	50.00% ▲
HUMAN TRAFFICKING	0	NC	1	NC
KIDNAPPING/ ABDUCTION	1	NC	4	-42.86% ▼
SEX OFFENSES	5	-37.50% ▼	20	-33.33% ▼
Total	176	-8.81% ▼	827	-2.13% ▼



Dallas Police Department Call, Crime, and Arrest Dashboard

Reports as of: Wednesday, April 27, 2022

Response Times MTD and YTD

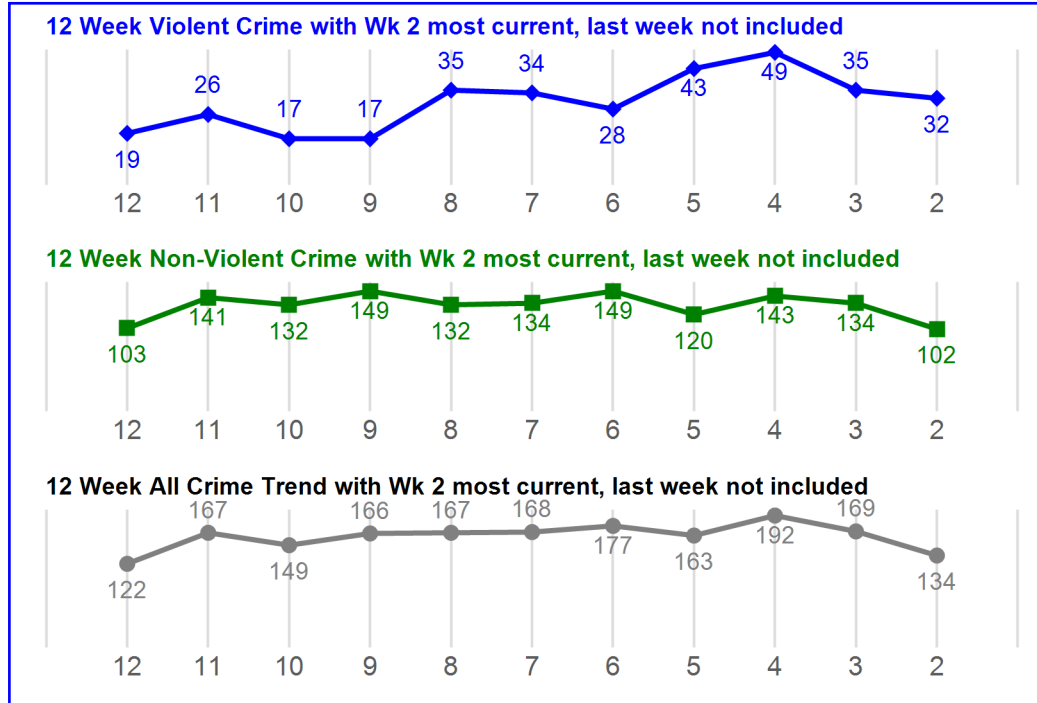
Priority	MTD	Over/Under vs Lst Yr	YTD	Over/Under vs Lst Yr
1	9.65	2.04 ▲	8.81	1.38 ▲
2	42.39	18.28 ▲	38.97	16.77 ▲
3	177.62	81.32 ▲	152.51	78.35 ▲
4	232.75	99.24 ▲	195.59	89.06 ▲

Over / Under compared to Last Year NOT GOALS

Dispatched Calls for Service MTD and YTD

Priority	MTD	% Chg	YTD	% Chg
1	416	-10.92% ▼	1663	0.67% ▲
2	3411	4.89% ▲	13422	1.23% ▲
3	1918	9.35% ▲	7625	5.42% ▲
4	1221	7.96% ▲	4657	4.60% ▲
Total All	6966	5.48% ▲	27367	2.90% ▲

SOUTHWEST



NIBRS Administrative Report MTD and YTD

Crime Against	MTD	% Chg	YTD	% Chg
PERSON	333	-15.48% ▼	1405	-10.05% ▼
PROPERTY	599	-8.97% ▼	2921	4.55% ▲
SOCIETY	150	0.00% ▬	663	6.94% ▲
Total	1082	-9.98% ▼	4989	0.26% ▲

NIBRS Compstat Daily Report MTD and YTD

CRIME TYPE	MTD	% Chg	YTD	% Chg
Non-Violent	437	-5.62% ▼	2141	8.02% ▲
Violent	140	-14.11% ▼	519	-15.88% ▼
TOTAL	577	-7.83% ▼	2660	2.35% ▲

Gun Crime- Offenses Involving Guns MTD and YTD

Crime Category	MTD	% Chg	YTD	% Chg
ASSAULT OFFENSES	68	-22.73% ▼	263	-13.49% ▼
HOMICIDE OFFENSES	3	-25.00% ▼	9	-18.18% ▼
ROBBERY	15	-37.50% ▼	81	1.25% ▲
SEX OFFENSES	0	NC	0	NC
Total	86	-25.86% ▼	353	-10.63% ▼

Arrest Summary MTD and YTD

Arrest Crime Against	MTD	% Chg	YTD	% Chg
PERSON	80	-17.53% ▼	334	-12.57% ▼
PROPERTY	28	-26.32% ▼	135	-18.18% ▼
SOCIETY	75	-38.02% ▼	352	-36.23% ▼
Other Misc	174	3.57% ▲	678	2.11% ▲
TOTAL ARRESTS	357	-15.80% ▼	1499	-14.97% ▼

Family Violence Offense MTD and YTD

Crime Category	MTD	% Chg	YTD	% Chg
ASSAULT OFFENSES	154	-24.88% ▼	716	-12.47% ▼
HOMICIDE OFFENSES	0	-100.00% ▼	1	-50.00% ▼
KIDNAPPING/ ABDUCTION	2	0.00% ▬	5	-37.50% ▼
SEX OFFENSES	5	-37.50% ▼	15	-55.88% ▼
Total	161	-25.81% ▼	737	-14.50% ▼



Dallas Police Department Call, Crime, and Arrest Dashboard

Reports as of: Wednesday, April 27, 2022

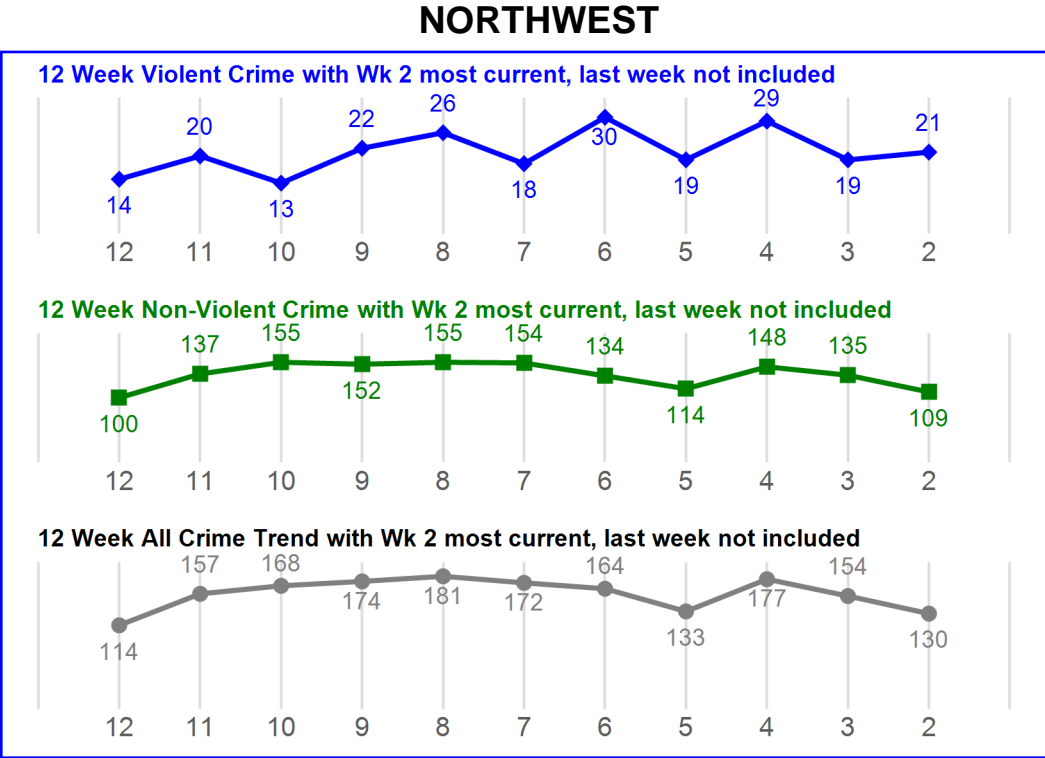
Response Times MTD and YTD

Priority	MTD	Over /Under vs Lst Yr	YTD	Over /Under vs Lst Yr
1	9.97	2.85 ▲	8.90	1.54 ▲
2	38.27	10.78 ▲	36.29	11.44 ▲
3	173.77	72.12 ▲	136.89	57.94 ▲
4	234.46	77.83 ▲	212.06	98.28 ▲

Over / Under compared to Last Year NOT GOALS

Dispatched Calls for Service MTD and YTD

Priority	MTD	% Chg	YTD	% Chg
1	407	22.22% ▲	1468	12.49% ▲
2	2961	5.11% ▲	11761	4.34% ▲
3	1834	7.95% ▲	7716	4.95% ▲
4	1020	21.14% ▲	3977	16.66% ▲
Total All	6222	9.33% ▲	24922	6.79% ▲



NIBRS Administrative Report MTD and YTD

Crime Against	MTD	% Chg	YTD	% Chg
PERSON	212	-11.30% ▼	950	3.83% ▲
PROPERTY	588	-20.54% ▼	3089	-2.95% ▼
SOCIETY	159	-11.17% ▼	635	-5.08% ▼
Total	959	-17.18% ▼	4674	-1.95% ▼

NIBRS Compstat Daily Report MTD and YTD

CRIME TYPE	MTD	% Chg	YTD	% Chg
Non-Violent	443	-20.04% ▼	2333	-4.23% ▼
Violent	85	-8.60% ▼	354	-6.35% ▼
TOTAL	528	-18.39% ▼	2687	-4.51% ▼

Gun Crime- Offenses Involving Guns MTD and YTD

Crime Category	MTD	% Chg	YTD	% Chg
ASSAULT OFFENSES	31	6.90% ▲	114	-5.79% ▼
HOMICIDE OFFENSES	0	-100.00% ▼	3	-50.00% ▼
ROBBERY	15	-21.05% ▼	71	-1.39% ▼
SEX OFFENSES	0	NC	2	-33.33% ▼
Total	46	-9.80% ▼	190	-5.94% ▼

Arrest Summary MTD and YTD

Arrest Crime Against	MTD	% Chg	YTD	% Chg
PERSON	51	4.08% ▲	221	16.32% ▲
PROPERTY	46	31.43% ▲	168	-4.00% ▼
SOCIETY	126	-37.31% ▼	508	-32.80% ▼
Other Misc	171	4.27% ▲	728	8.98% ▲
TOTAL ARRESTS	394	-12.25% ▼	1625	-9.17% ▼

Family Violence Offense MTD and YTD

Crime Category	MTD	% Chg	YTD	% Chg
ASSAULT OFFENSES	82	-14.58% ▼	408	10.87% ▲
KIDNAPPING/ ABDUCTION	0	-100.00% ▼	6	>100% ▲
SEX OFFENSES	3	-40.00% ▼	12	9.09% ▲
Total	85	-16.67% ▼	426	11.81% ▲



Dallas Police Department Call, Crime, and Arrest Dashboard

Reports as of: Wednesday, April 27, 2022

Response Times MTD and YTD

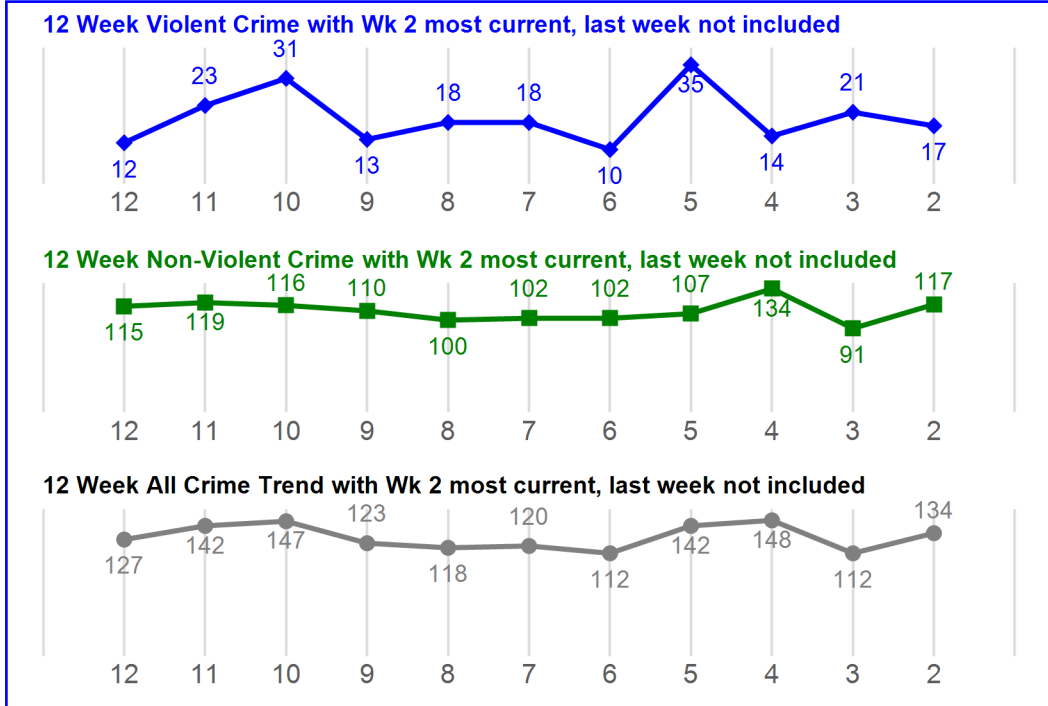
Priority	MTD	Over/Under vs Lst Yr	YTD	Over/Under vs Lst Yr
1	9.49	1.66 ▲	8.56	0.45 ▲
2	31.20	3.29 ▲	27.76	2.86 ▲
3	100.23	2.97 ▲	70.68	-3.23 ▼
4	154.95	22.11 ▲	106.33	7.33 ▲

Over / Under compared to Last Year NOT GOALS

Dispatched Calls for Service MTD and YTD

Priority	MTD	% Chg	YTD	% Chg
1	319	40.53% ▲	1176	21.49% ▲
2	2325	3.33% ▲	9350	2.15% ▲
3	1373	6.85% ▲	5762	4.92% ▲
4	995	36.30% ▲	3833	26.42% ▲
Total All	5012	11.58% ▲	20121	7.92% ▲

NORTH CENTRAL



NIBRS Administrative Report MTD and YTD

Crime Against	MTD	% Chg	YTD	% Chg
PERSON	208	4.52% ▲	949	9.97% ▲
PROPERTY	496	-16.07% ▼	2375	-2.94% ▼
SOCIETY	68	41.67% ▲	276	32.06% ▲
Total	772	-7.88% ▼	3600	2.30% ▲

NIBRS Compstat Daily Report MTD and YTD

CRIME TYPE	MTD	% Chg	YTD	% Chg
Non-Violent	383	-13.74% ▼	1845	-2.69% ▼
Violent	63	-5.97% ▼	306	13.75% ▲
TOTAL	446	-12.72% ▼	2151	-0.65% ▼

Gun Crime- Offenses Involving Guns MTD and YTD

Crime Category	MTD	% Chg	YTD	% Chg
ASSAULT OFFENSES	30	25.00% ▲	156	83.53% ▲
HOMICIDE OFFENSES	0	NC	4	>100%
ROBBERY	9	-10.00% ▼	34	-33.33% ▼
SEX OFFENSES	0	NC	0	-100.00% ▼
Total	39	14.71% ▲	194	40.58% ▲

Arrest Summary MTD and YTD

Arrest Crime Against	MTD	% Chg	YTD	% Chg
PERSON	59	25.53% ▲	233	4.48% ▲
PROPERTY	19	5.56% ▲	67	-28.72% ▼
SOCIETY	39	-40.91% ▼	151	-38.87% ▼
Other Misc	110	10.00% ▲	447	30.32% ▲
TOTAL ARRESTS	227	-1.73% ▼	898	-0.99% ▼

Family Violence Offense MTD and YTD

Crime Category	MTD	% Chg	YTD	% Chg
ASSAULT OFFENSES	105	-7.89% ▼	494	0.41% ▲
HOMICIDE OFFENSES	0	NC	2	NC
KIDNAPPING/ ABDUCTION	1	-75.00% ▼	4	-33.33% ▼
SEX OFFENSES	6	>100%	22	15.79% ▲
Total	112	-6.67% ▼	522	0.97% ▲



Dallas Police Department Call, Crime, and Arrest Dashboard

Reports as of: Wednesday, April 27, 2022

Response Times MTD and YTD

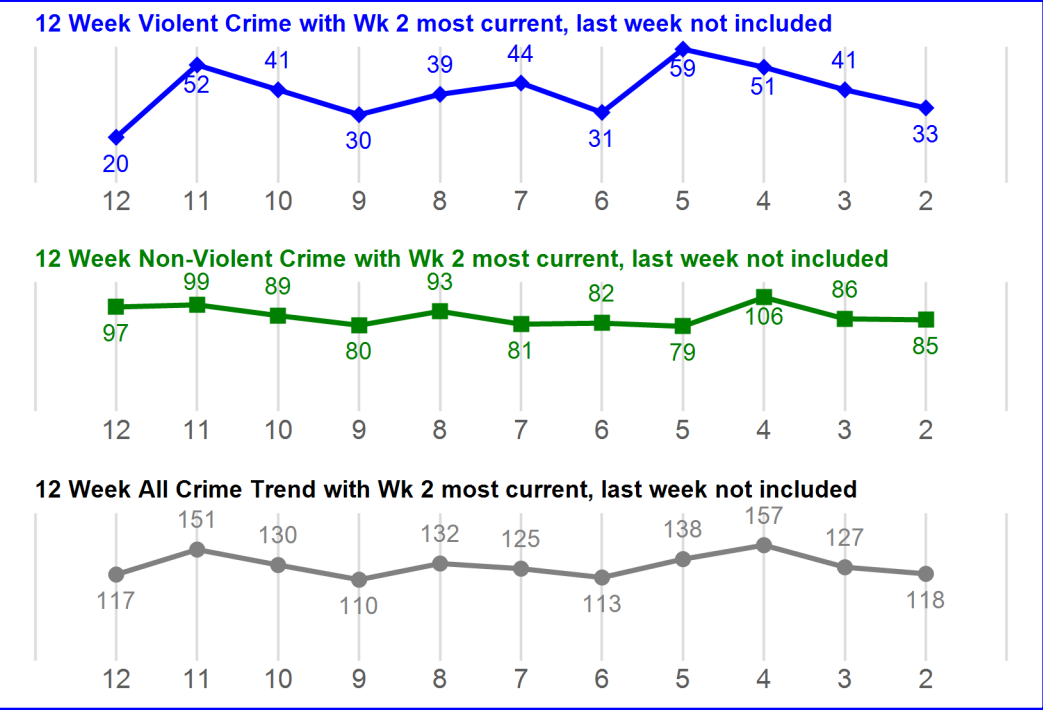
Priority	MTD	Over /Under vs Lst Yr	YTD	Over /Under vs Lst Yr
1	11.42	3.67 ▲	9.53	2.01 ▲
2	67.54	42.98 ▲	51.86	29.11 ▲
3	257.66	158.19 ▲	209.50	132.99 ▲
4	327.99	190.40 ▲	266.72	164.43 ▲

Over / Under compared to Last Year NOT GOALS

Dispatched Calls for Service MTD and YTD

Priority	MTD	% Chg	YTD	% Chg
1	490	9.13% ▲	1792	-1.48% ▼
2	3160	-0.88% ▼	12187	-4.53% ▼
3	1521	-6.28% ▼	6127	-6.16% ▼
4	990	8.79% ▲	3848	5.45% ▲
Total All	6161	-0.15% ▼	23954	-3.26% ▼

SOUTH CENTRAL



NIBRS Administrative Report MTD and YTD

Crime Against	MTD	% Chg	YTD	% Chg
PERSON	348	-12.34% ▼	1454	-14.87% ▼
PROPERTY	464	8.41% ▲	2029	6.62% ▲
SOCIETY	136	-26.09% ▼	628	-17.80% ▼
Total	948	-6.05% ▼	4111	-6.03% ▼

NIBRS Compstat Daily Report MTD and YTD

CRIME TYPE	MTD	% Chg	YTD	% Chg
Non-Violent	312	17.74% ▲	1414	17.34% ▲
Violent	158	13.67% ▲	649	-6.62% ▼
TOTAL	470	16.34% ▲	2063	8.58% ▲

Gun Crime- Offenses Involving Guns MTD and YTD

Crime Category	MTD	% Chg	YTD	% Chg
ASSAULT OFFENSES	81	14.08% ▲	383	0.00% ▬
HOMICIDE OFFENSES	3	50.00% ▲	15	-6.25% ▼
ROBBERY	14	7.69% ▲	56	-11.11% ▼
SEX OFFENSES	0	-100.00% ▼	2	0.00% ▬
Total	98	12.64% ▲	456	-1.72% ▼

Arrest Summary MTD and YTD

Arrest Crime Against	MTD	% Chg	YTD	% Chg
PERSON	95	-18.10% ▼	363	-19.51% ▼
PROPERTY	18	-30.77% ▼	88	-22.81% ▼
SOCIETY	88	-46.99% ▼	378	-45.61% ▼
Other Misc	149	-28.71% ▼	740	-2.12% ▼
TOTAL ARRESTS	350	-32.30% ▼	1569	-22.17% ▼

Family Violence Offense MTD and YTD

Crime Category	MTD	% Chg	YTD	% Chg
ASSAULT OFFENSES	180	-16.28% ▼	718	-18.04% ▼
HOMICIDE OFFENSES	0	NC	3	>100%
KIDNAPPING/ ABDUCTION	0	-100.00% ▼	2	-60.00% ▼
SEX OFFENSES	6	50.00% ▲	18	-28.00% ▼
Total	186	-15.45% ▼	741	-18.30% ▼